

**AMAÇ:**

31-Mart-2019 Yerel Seçiminde CHP'li Adayların Kazandıkları 11 Büyükşehirde Belediye Başkanlarının Performanslarının Değerlendirilmesidir.

**SONUÇ ve ÖZET:**

**BÜYÜKŞEHİR BELEDİYE BAŞKANLARININ DEĞERLENDİRİLMESİ**

Son 2 Milletvekili Seçimindeki CHP oy oranlarının karşılaştırılmasından, “Yöresinde CHP Oy Oranını Arttıran Belediye Başkanlarının “BAŞARILI”, Arttıramayanların “BAŞARISIZ” olduğu kriterine göre değerlendirildiğinde;

- ANKARA, MERSİN, ANTALYA, ADANA, İSTANBUL, ESKİŞEHİR, AYDIN Büyükşehir Belediye Başkanlarının BAŞARILI
- İZMİR, TEKİRDAĞ, HATAY ve MUĞLA Büyükşehir Belediye Başkanlarının BAŞARISIZ olduğu söylenebilir
- Tablo 1’den CHP Oy Oranı En Çok (%17.1) Artan<sup>1</sup> ANKARA Büyükşehir Belediyesinin “EN BAŞARILI”, CHP Oy Oranı En Çok (-%8.4) Azalan MUĞLA Büyükşehir Belediyesinin “EN BAŞARISIZ” olduğu görülmektedir.

BÜYÜKŞEHİR	2018	2023	OY ORANI ARTIŞI
ANKARA	26.3%	30.8%	17.1%
MERSİN	27.0%	31.1%	15.2%
ANTALYA	29.5%	32.6%	10.5%
ADANA	26.3%	28.8%	9.5%
İSTANBUL	26.7%	28.5%	6.7%
ESKİŞEHİR	32.7%	34.4%	5.2%
AYDIN	34.5%	36.0%	4.3%
İZMİR	42.0%	41.5%	-1.2%
TEKİRDAĞ	38.8%	36.7%	-5.4%
HATAY	31.0%	28.6%	-7.7%
MUĞLA	41.6%	38.1%	-8.4%

Tablo 1: Son 2 Milletvekili Seçimi Arasında CHP Oy Oranı Artan/Azalan Büyükşehirler

<sup>1</sup> ARTIŞ ORANI Hesaplamasına Örnek ANKARA:  $30.8 / 26.3 - 1 = \%17.1$

- Büyükşehir Belediye Başkanlarının başarılı olup olmadıklarının bir başka kriteri de “Hizmet Götürdükleri İlçelerden Kaçında CHP Oy Oranının Arttığıdır”.
- Bu kriter gereği; ADANA Büyükşehir Belediyesi Sınırlarındaki 15 İlçenin tümünde CHP Oy Oranları Artarken, MUĞLA Büyükşehir Sınırlarındaki 13 ilçeden sadece 1’inde arttığı, 12’sinde ise azaldığı hesaplanıyor (Tablo 2)
- Bu durumda ADANA Belediyesinin Performans Notu %100, Muğla Belediyesinin de %8 olmaktadır.

BÜYÜKŞEHİR	OY ORANI ARTAN İLÇE	OY ORANI AZALAN İLÇE	ARTAN İLÇE ORANI
ADANA	15	0	100%
MERSİN	12	1	92%
ANKARA	23	2	92%
İSTANBUL	35	4	90%
ANTALYA	17	2	89%
AYDIN	11	6	65%
İZMİR	17	13	57%
ESKİŞEHİR	7	7	50%
HATAY	5	10	33%
TEKİRDAĞ	1	10	9%
MUĞLA	1	12	8%

Tablo 2: Son 2 Milletvekili Seçimi Arasında Büyükşehirlerde,  
CHP Oy Oranı Artan/Azalan İlçe Sayıları

### İLÇE BELEDİYE BAŞKANLARININ DEĞERLENDİRİLMESİ

İlçe Belediye Başkanlarının değerlendirilmesinde son 2 Milletvekili Seçimi Arasında, İlçesinde CHP Oy Oranının Artıp, artmadığı dikkate alınır.

Tablo 3 ve Tablo 4’ten En Başarılı İlçe Belediyesinin ANTALYA-DÖŞEMEALTI, En Başarısız İlçe Belediyesinin de HATAY-DEFNE Belediyesi olduğu anlaşılmaktadır.

- Araştırmada dikkat çeken bir bulgu da 2019’da kazanılan ilçe belediyelerinden,
  - ❖ ADANA, ANKARA ve MERSİN’de olanların tümünün BAŞARILI
  - ❖ MUĞLA ve TEKİRDAĞ’da olanların tümünün BAŞARISIZ olduklarıdır

Tablo 3:  
**BAŞARILI İLÇE  
BELEDİYELERİ ve  
BAŞARI  
SIRALAMASI**

Artış Oranı Çoktan Aza  
ve Alfabetik Sıraya  
Göre Sıralı Listeler  
Yandaki Tablolardadır.

En Başarılı 3 İlçe  
Belediyesi  
DÖŞEMEALTI,  
GAZİPAŞA ve  
ÇANKAYA  
Belediyeleridir.

BAŞARILI BELEDİYELER		
SIRA	İLÇE	ARTIŞ ORANI
1	ANTALYA-DOSEMEALTI	18.7%
2	ANTALYA-GAZIPASA	17.5%
3	ANKARA-CANKAYA	15.2%
4	MERSİN-YENİSEHIR	14.4%
5	ANKARA-YENİMAHALLE	13.7%
6	MERSİN-MEZİTLİ	13.6%
7	İSTANBUL-ADALAR	12.7%
8	MERSİN-TARSUS	11.8%
9	ANTALYA-MANAVGAT	10.8%
10	ADANA-İMAMOĞLU	9.1%
11	İSTANBUL-KARTAL	8.7%
12	ANKARA-ELMADAG	8.4%
13	ANTALYA-FİNİKE	8.3%
14	İZMİR-NARLİDERE	7.8%
15	AYDIN-EFELER	7.6%
16	İSTANBUL-KADIKOY	7.5%
17	İSTANBUL-BESİKTAS	7.5%
18	İSTANBUL-ATASEHIR	7.4%
19	ADANA-CEYHAN	7.4%
20	AYDIN-CİNE	7.3%
21	ADANA-SEYHAN	7.3%
22	İSTANBUL-SARİYER	7.1%
23	AYDIN-DİDİM	6.9%
24	ADANA-CUKUROVA	6.5%
25	HATAY-ERZİN	5.9%
26	ESKİSEHIR-TEPEBASİ	5.8%
27	İSTANBUL-SİSLİ	5.8%
28	İZMİR-GUZELBAHÇE	4.7%
29	ESKİSEHIR-ODUNPAZARI	4.5%
30	İSTANBUL-MALTEPE	4.5%
31	İSTANBUL-BAKIRKOY	4.0%
32	İSTANBUL-ESENYURT	3.9%
33	İSTANBUL-KUCUKCEKMECE	3.6%
34	İZMİR-URLA	3.4%
35	İZMİR-SEFERİHİSAR	3.1%
36	İSTANBUL-BEYLİKDÜZÜ	2.4%
37	İZMİR-BUCA	2.1%
38	İZMİR-KONAK	2.0%
39	İZMİR-KARABAĞLAR	1.8%
40	İZMİR-TORBALI	1.8%
41	İZMİR-KARABURUN	1.7%
42	AYDIN-YENİPAZAR	1.3%
43	İZMİR-GAZİEMİR	1.3%
44	İZMİR-MENEMEN	1.2%
45	ANTALYA-MURATPASA	1.0%
46	İZMİR-BALCOVA	0.6%
47	İZMİR-CİGLİ	0.5%
48	İZMİR-BEYDAG	0.5%
49	ANTALYA-KONYAALTI	0.5%
50	İSTANBUL-AVCILAR	0.3%

BAŞARILI BELEDİYELER	
İLÇE	ARTIŞ ORANI
ADANA-CEYHAN	7.4%
ADANA-CUKUROVA	6.5%
ADANA-İMAMOĞLU	9.1%
ADANA-SEYHAN	7.3%
ANKARA-CANKAYA	15.2%
ANKARA-ELMADAG	8.4%
ANKARA-YENİMAHALLE	13.7%
ANTALYA-DOSEMEALTI	18.7%
ANTALYA-FİNİKE	8.3%
ANTALYA-GAZIPASA	17.5%
ANTALYA-KONYAALTI	0.5%
ANTALYA-MANAVGAT	10.8%
ANTALYA-MURATPASA	1.0%
AYDIN-CİNE	7.3%
AYDIN-DİDİM	6.9%
AYDIN-EFELER	7.6%
AYDIN-YENİPAZAR	1.3%
ESKİSEHIR-ODUNPAZARI	4.5%
ESKİSEHIR-TEPEBASİ	5.8%
HATAY-ERZİN	5.9%
İSTANBUL-ADALAR	12.7%
İSTANBUL-ATASEHIR	7.4%
İSTANBUL-AVCILAR	0.3%
İSTANBUL-BAKIRKOY	4.0%
İSTANBUL-BESİKTAS	7.5%
İSTANBUL-BEYLİKDÜZÜ	2.4%
İSTANBUL-ESENYURT	3.9%
İSTANBUL-KADIKOY	7.5%
İSTANBUL-KARTAL	8.7%
İSTANBUL-KUCUKCEKMECE	3.6%
İSTANBUL-MALTEPE	4.5%
İSTANBUL-SARİYER	7.1%
İSTANBUL-SİSLİ	5.8%
İZMİR-BALCOVA	0.6%
İZMİR-BEYDAG	0.5%
İZMİR-BUCA	2.1%
İZMİR-CİGLİ	0.5%
İZMİR-GAZİEMİR	1.3%
İZMİR-GUZELBAHÇE	4.7%
İZMİR-KARABAĞLAR	1.8%
İZMİR-KARABURUN	1.7%
İZMİR-KONAK	2.0%
İZMİR-MENEMEN	1.2%
İZMİR-NARLİDERE	7.8%
İZMİR-SEFERİHİSAR	3.1%
İZMİR-TORBALI	1.8%
İZMİR-URLA	3.4%
MERSİN-MEZİTLİ	13.6%
MERSİN-TARSUS	11.8%
MERSİN-YENİSEHIR	14.4%

SIRA	İLÇE	AZALIŞ ORANI	İLÇE	AZALMA ORANI
1	HATAY-DEFNE	-19.8%	ANTALYA-IBRADI	-5.4%
2	HATAY-ARSUZ	-16.2%	ANTALYA-KUMLUCA	-4.0%
3	MUGLA-MARMARIS	-12.2%	AYDIN-GERMENCİK	-8.2%
4	MUGLA-BODRUM	-12.1%	AYDIN-KUSADASI	-1.2%
5	TEKIRDAG-MURATLI	-10.3%	AYDIN-SOKE	-2.5%
6	TEKIRDAG-ERGENE	-9.6%	AYDIN-SULTANHISAR	-4.5%
7	MUGLA-MILAS	-9.3%	ESKİSEHİR-ALPU	-3.1%
8	TEKIRDAG-SARAY	-8.5%	ESKİSEHİR-HAN	-4.2%
9	AYDIN-GERMENCİK	-8.2%	ESKİSEHİR-MAHMUDIYE	-0.7%
10	TEKIRDAG-SARKOY	-7.2%	ESKİSEHİR-SEYITGAZI	-1.2%
11	IZMIR-DIKILI	-7.1%	HATAY-ARSUZ	-16.2%
12	MUGLA-MENTESE	-6.9%	HATAY-DEFNE	-19.8%
13	MUGLA-FETHIYE	-6.7%	HATAY-SAMANDAG	-5.4%
14	IZMIR-BORNOVA	-6.5%	ISTANBUL-BUYUKCEKMECE	-1.5%
15	IZMIR-ODEMIS	-5.9%	IZMIR-BAYRAKLI	-3.4%
16	ANTALYA-IBRADI	-5.4%	IZMIR-BORNOVA	-6.5%
17	HATAY-SAMANDAG	-5.4%	IZMIR-CESME	-0.9%
18	IZMIR-KARSIYAKA	-4.9%	IZMIR-DIKILI	-7.1%
19	MUGLA-DATCA	-4.9%	IZMIR-FOCA	-0.6%
20	IZMIR-SELÇUK	-4.7%	IZMIR-KARSIYAKA	-4.9%
21	AYDIN-SULTANHISAR	-4.5%	IZMIR-KEMALPASA	-3.1%
22	TEKIRDAG-CERKEZKOY	-4.5%	IZMIR-MENDERES	-4.4%
23	TEKIRDAG-MALKARA	-4.4%	IZMIR-ODEMIS	-5.9%
24	IZMIR-MENDERES	-4.4%	IZMIR-SELÇUK	-4.7%
25	ESKİSEHİR-HAN	-4.2%	MUGLA-BODRUM	-12.1%
26	ANTALYA-KUMLUCA	-4.0%	MUGLA-DATCA	-4.9%
27	IZMIR-BAYRAKLI	-3.4%	MUGLA-FETHIYE	-6.7%
28	TEKIRDAG-CORLU	-3.3%	MUGLA-MARMARIS	-12.2%
29	IZMIR-KEMALPASA	-3.1%	MUGLA-MENTESE	-6.9%
30	ESKİSEHİR-ALPU	-3.1%	MUGLA-MILAS	-9.3%
31	AYDIN-SOKE	-2.5%	TEKIRDAG-CERKEZKOY	-4.5%
32	ISTANBUL-BUYUKCEKMECE	-1.5%	TEKIRDAG-CORLU	-3.3%
33	AYDIN-KUSADASI	-1.2%	TEKIRDAG-ERGENE	-9.6%
34	ESKİSEHİR-SEYITGAZI	-1.2%	TEKIRDAG-MALKARA	-4.4%
35	IZMIR-CESME	-0.9%	TEKIRDAG-MURATLI	-10.3%
36	ESKİSEHİR-MAHMUDIYE	-0.7%	TEKIRDAG-SARAY	-8.5%
37	IZMIR-FOCA	-0.6%	TEKIRDAG-SARKOY	-7.2%

**Tablo 4: BAŞARISIZ İLÇE BELEDİYELERİ ve BAŞARISIZLIK SIRALAMASI**

Alfabetik Sıraya ve Azalma Oranı Çoktan Aza Göre Sıralı Listeler  
Yukarıdaki Tablolarda Olup, En Başarısız 3 İlçe Belediyesinin DEFNE, ARSUZ ve MARMARİS Belediyeleri Olduğu Anlaşılmaktadır

### YÖNTEM:

Görev alanı içinde;

- 2023 Milletvekili Seçiminde (XXVIII. Dönem), 2018 Milletvekili Seçimine (XXVII. Dönem) göre “CHP Oy Oranı Artan” belediye başkanı “BAŞARILI” olarak kabul edilir.
- Büyükşehir Belediye başkanları için bir diğer kriter de hizmet götördükleri ilçelerden kaçında CHP Oy Oranının Arttığıdır.

Bunun için, CHP'li Başkanlar tarafından yönetilen 13 Büyükşehirde ve ilçelerinde, Son 5 Milletvekili Seçiminde CHP Oy Oranları grafik ile gösterilir, son 2 seçimdeki oy oranları karşılaştırılır.

Oy Oranı artan belediyeler başarılı azalanlar başarısız kabul edilir.

Artma ya da azalma miktarları başarı ya da başarısızlık sıralamasında kullanılır.

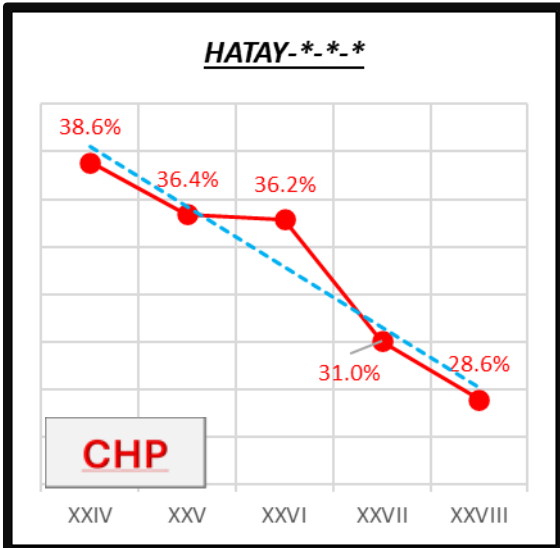
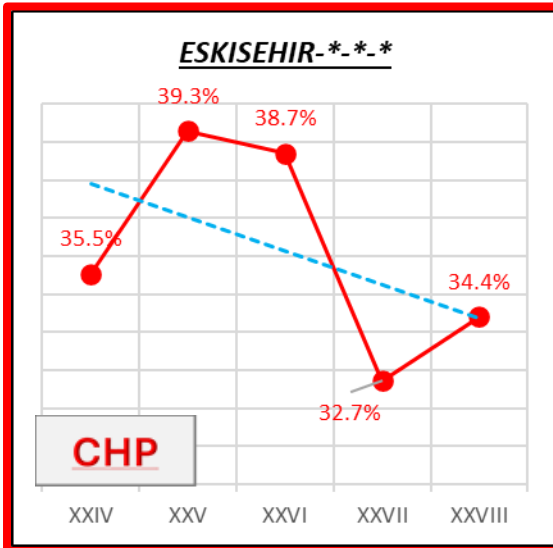
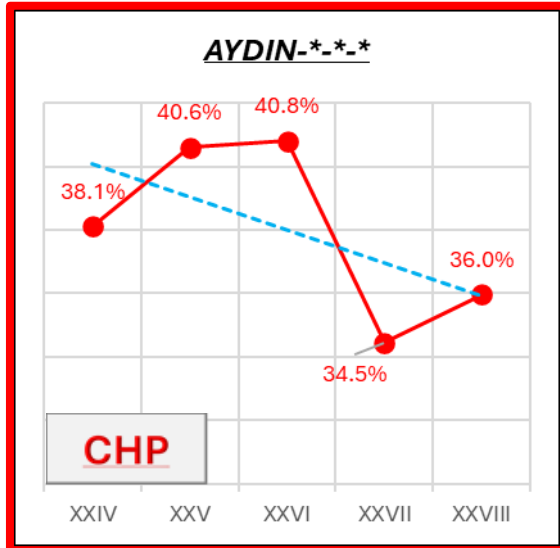
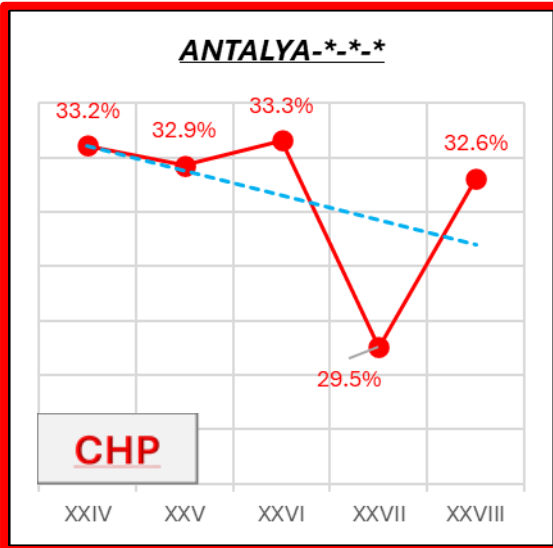
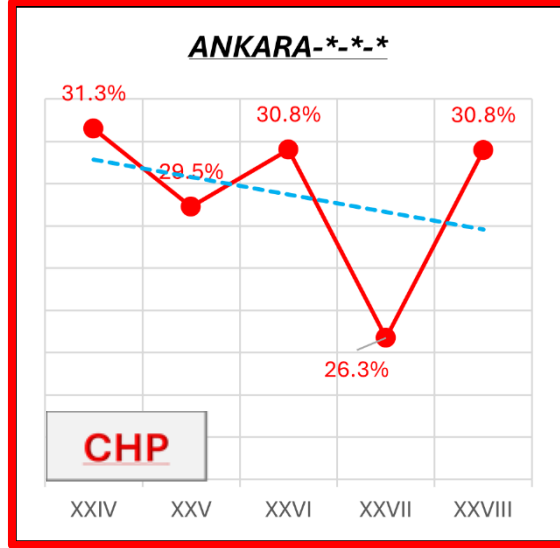
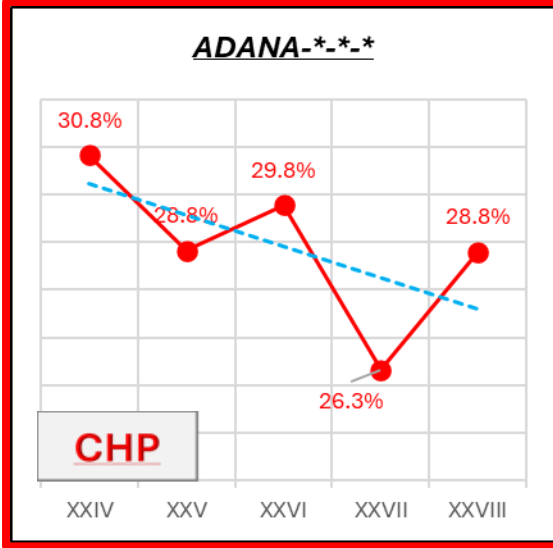
### GRAFİKLERİN OKUNMASI:

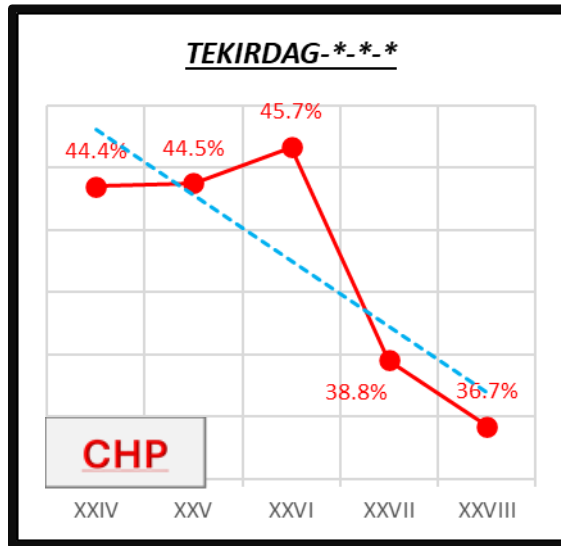
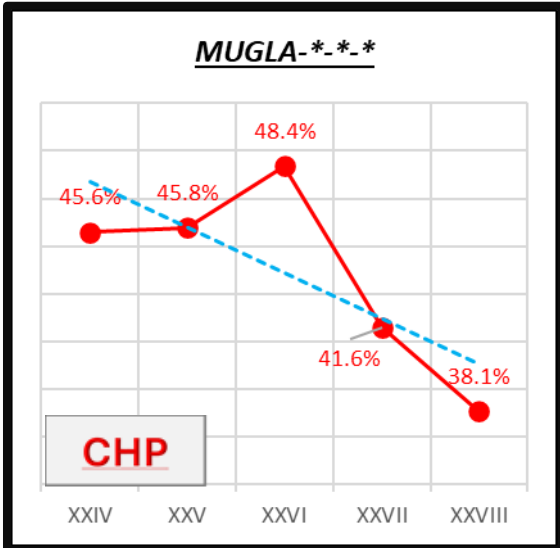
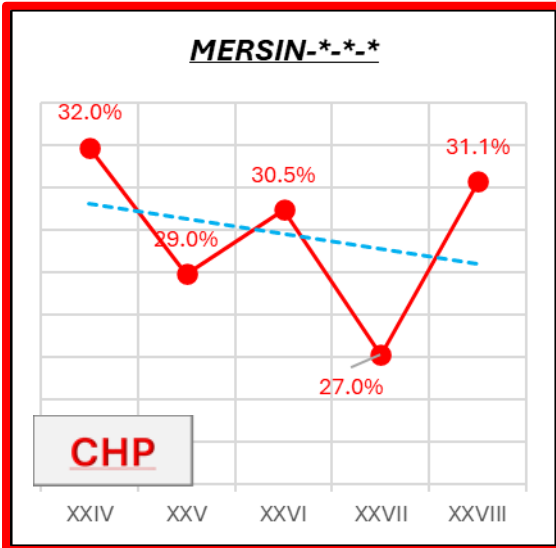
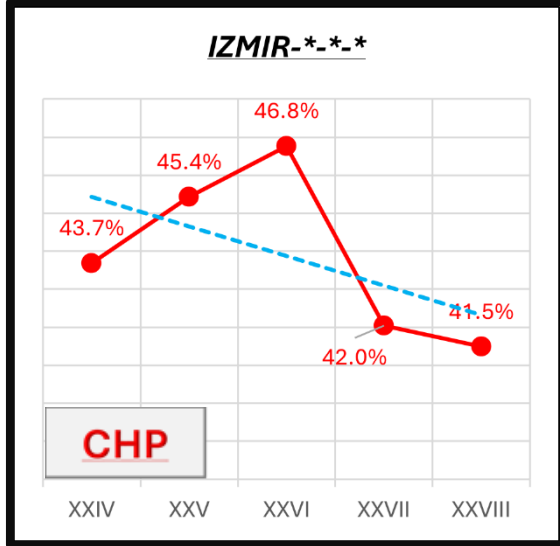
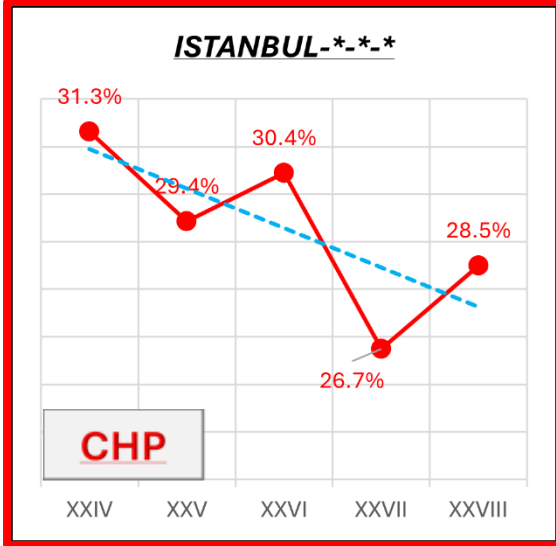
Grafiklerde son 5 Milletvekili Seçiminde CHP oy oranlarının değişimi gösterilmektedir.

Grafiklerin;

- Kırmızı Çerçeveli olması CHP Oy Oranının arttığını,
- Siyah Çerçeveli olması CHP Oy Oranının azaldığını
- Grafikte “**CHP**” yazılı olması, 2019 Yerel Seçiminde seçimi CHP Adayının kazandığını gösterir.

Büyükşehirlerin Analizleri, kendi sayfalarında yapılır.





**ADANA**

CHP Oy Oranı;

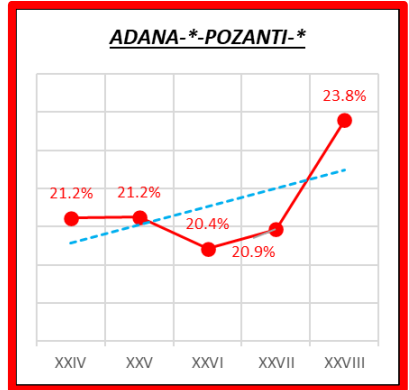
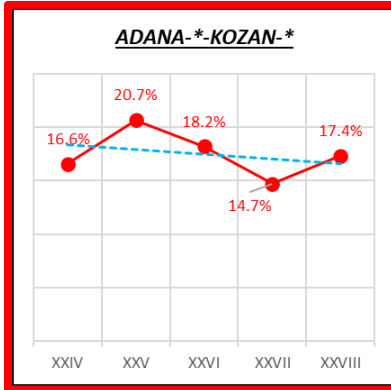
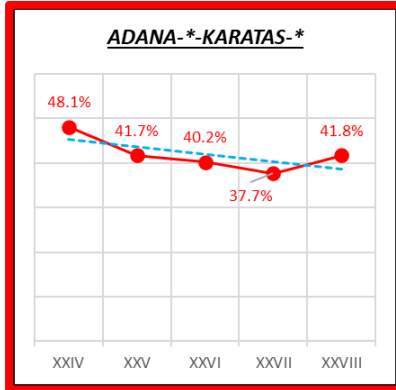
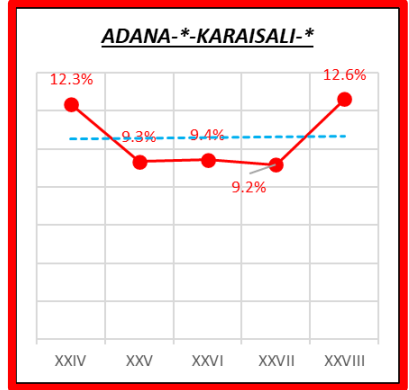
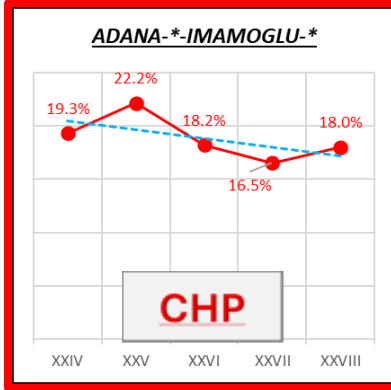
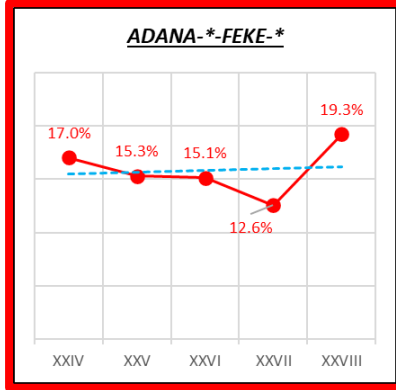
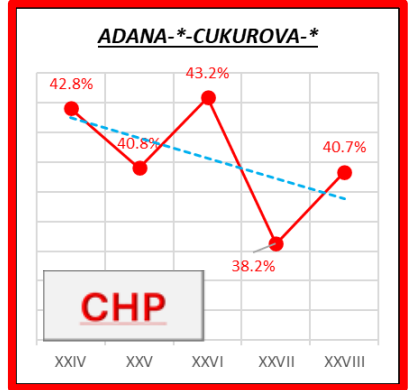
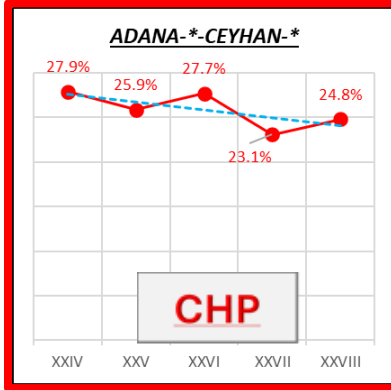
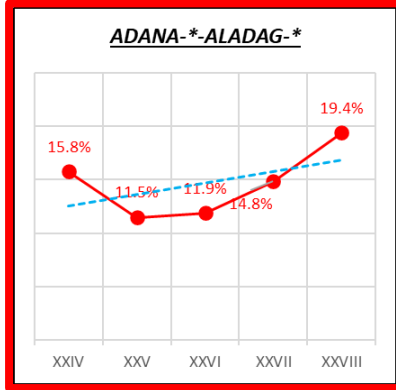
2019 Yerel Seçiminde Kazandığı 4 İlçenin Hepsinde Artıyor.

Büyükşehir Genelinde de 15 İlçenin Hepsinde Artıyor.

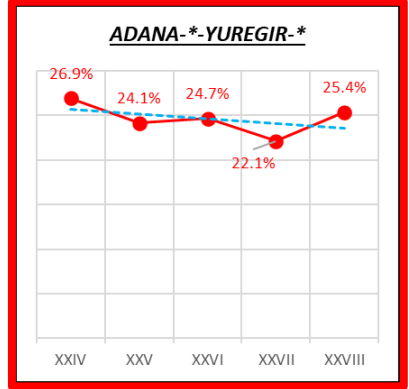
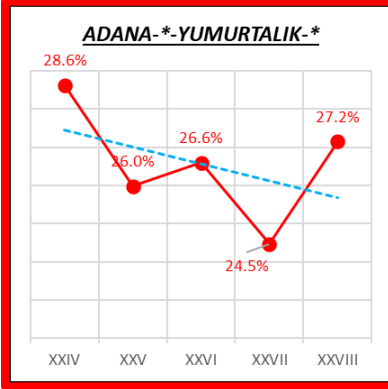
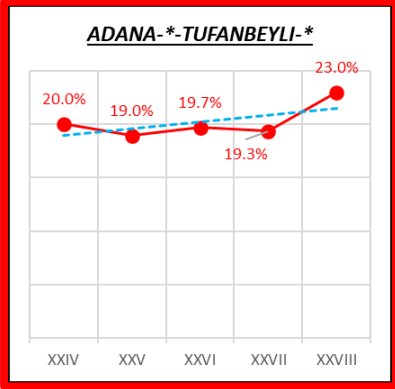
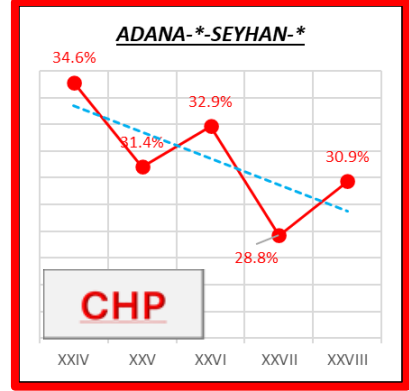
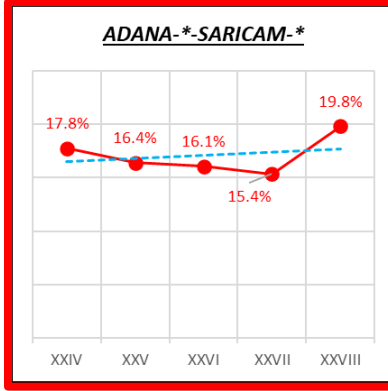
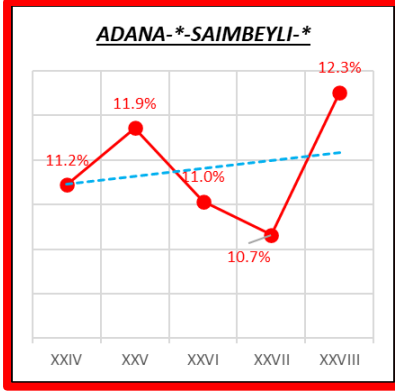
Büyükşehir İçin Başarı Oranı: 15 / 15 = %100

Başarılı İlçe Belediyeleri: CEYHAN, ÇUKUROVA, İMAMOĞLU ve SEYHAN

Başarısız İlçe Belediyeleri: Yok







**ANKARA**

CHP Oy Oranı;

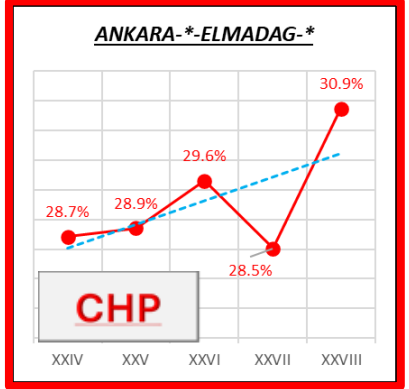
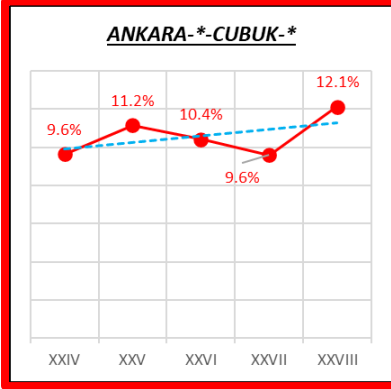
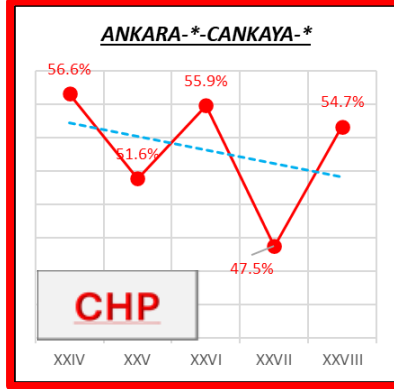
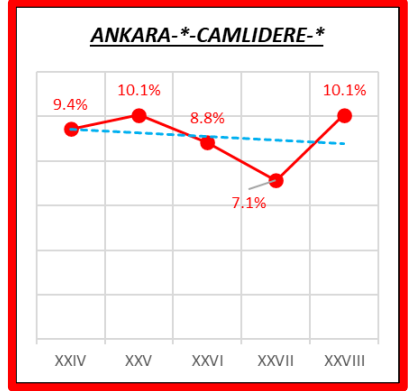
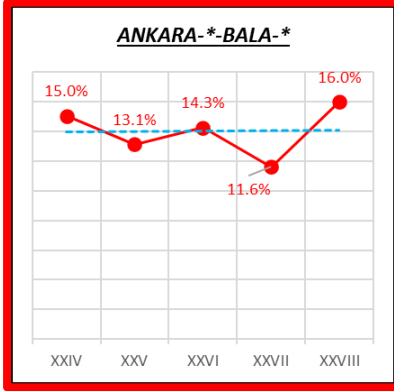
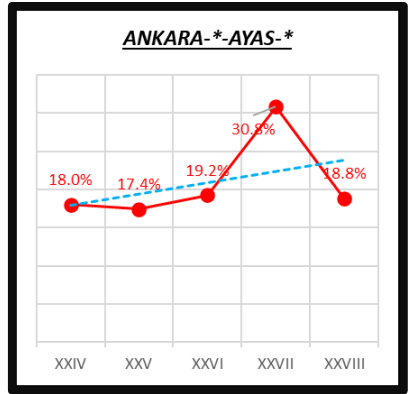
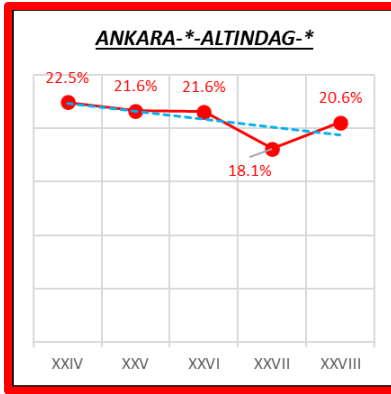
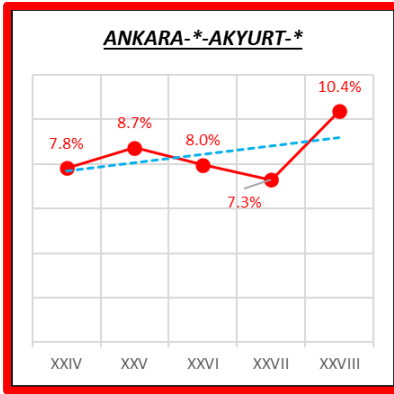
2019 Yerel Seçiminde Kazandığı 3 İlçede de Artıyor,

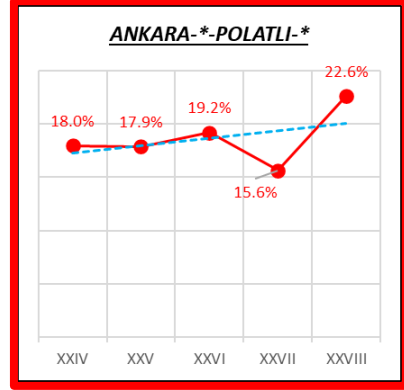
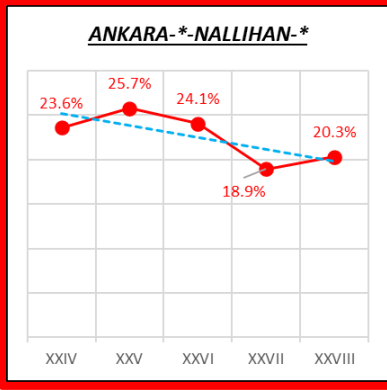
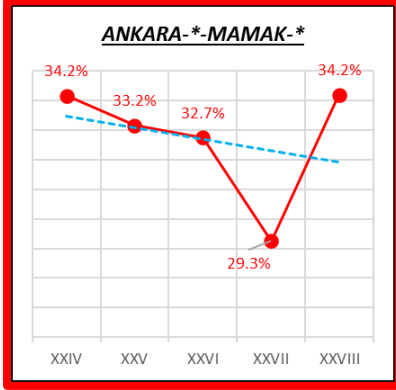
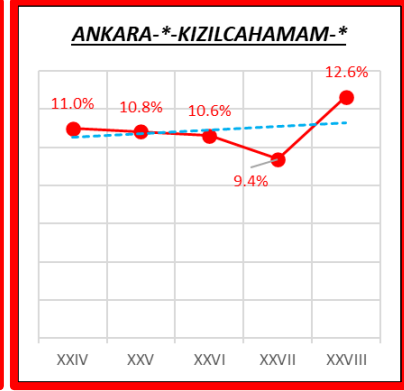
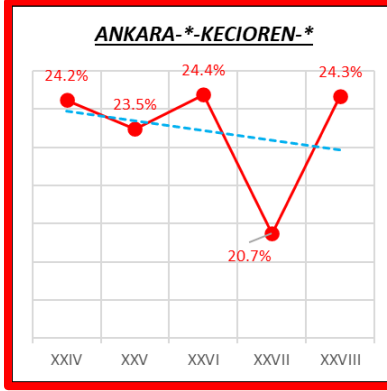
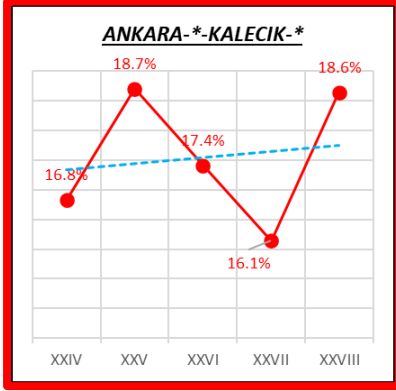
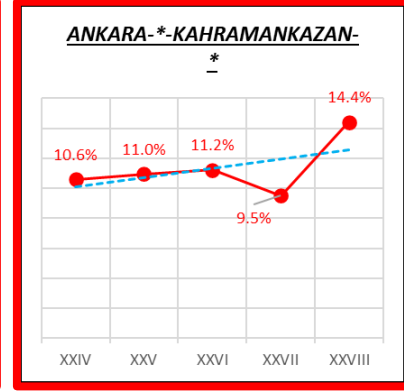
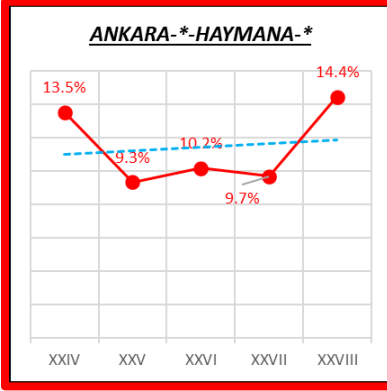
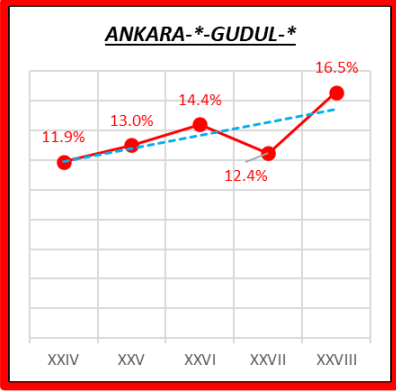
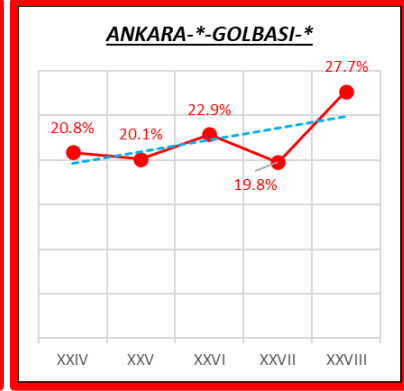
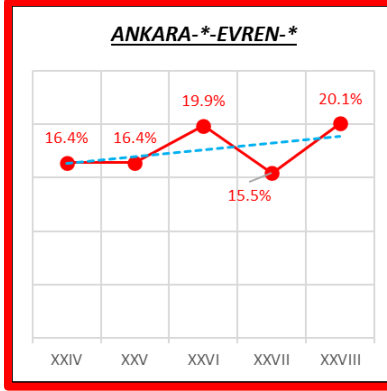
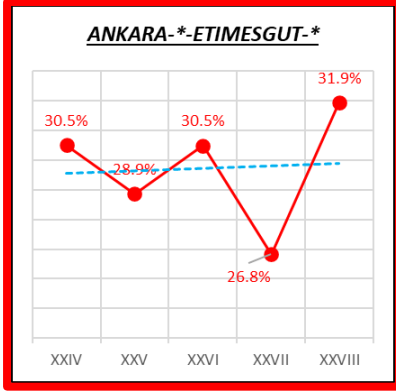
Büyükşehir Genelinde ise 23 İlçede Artarken 2 İlçede Azalıyor.

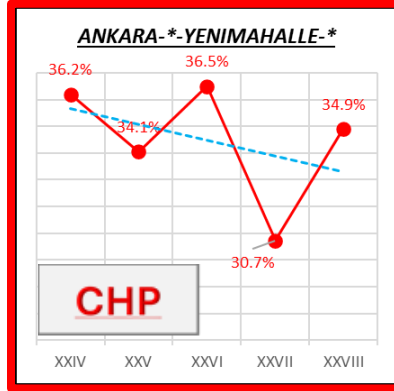
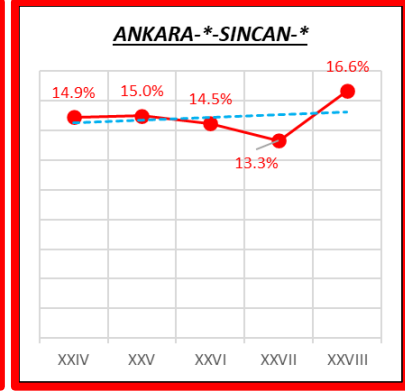
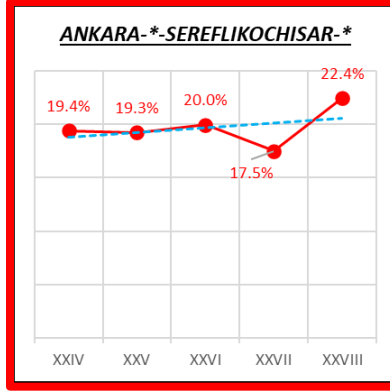
Büyükşehir İçin Başarı Oranı: 23 / 25 = %92

Başarılı İlçe Belediyeleri: ÇANKAYA, ELMADAĞ ve YENİMAHALLE

Başarısız İlçe Belediyesi: Yok







## ANTALYA

CHP Oy Oranı;

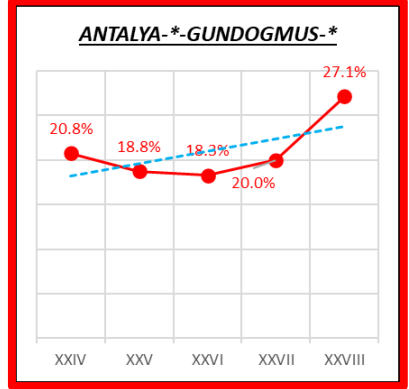
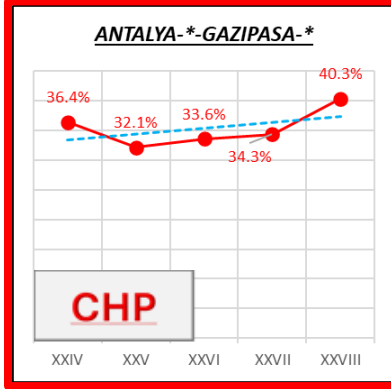
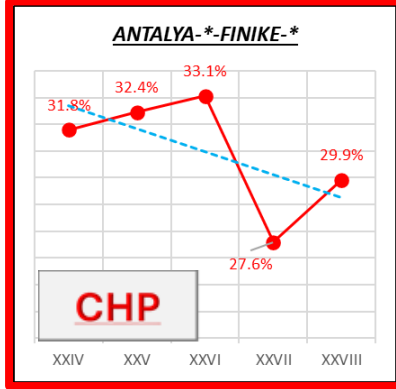
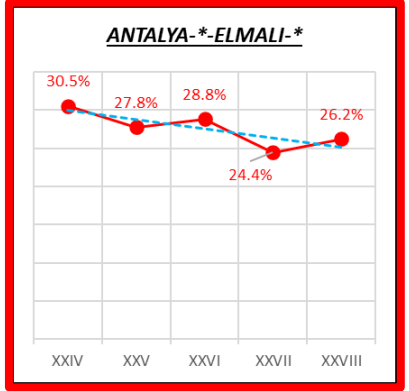
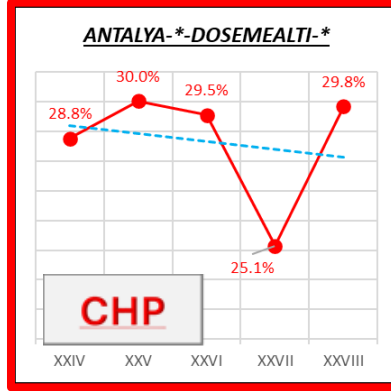
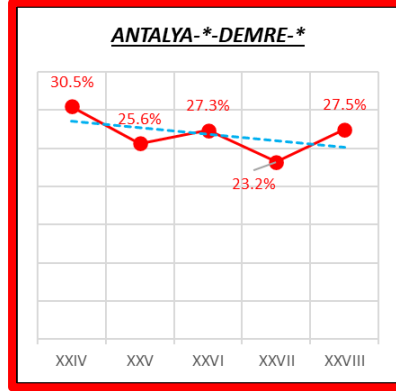
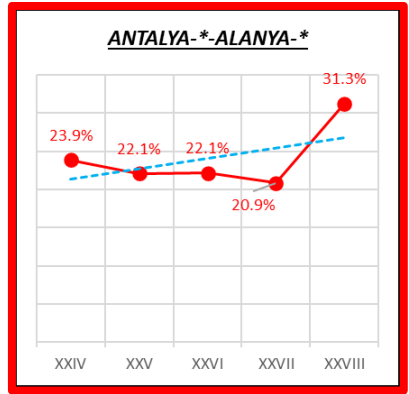
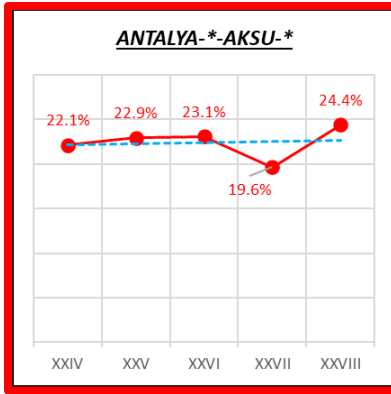
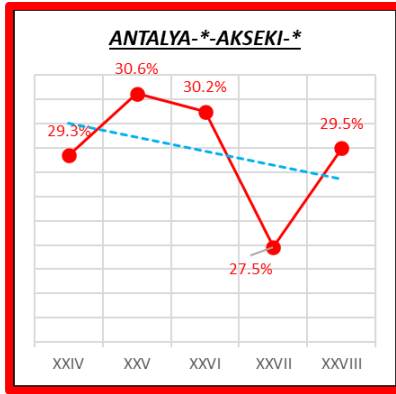
2019 Yerel Seçiminde Kazandığı İlçelerden 6'sında Artıyor, 2'sinde Azalıyor.

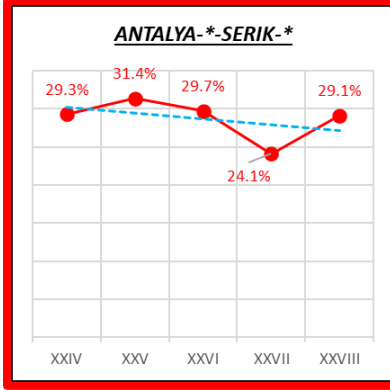
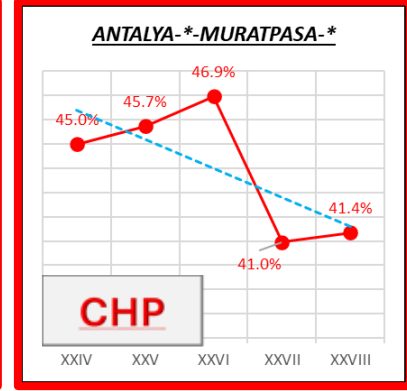
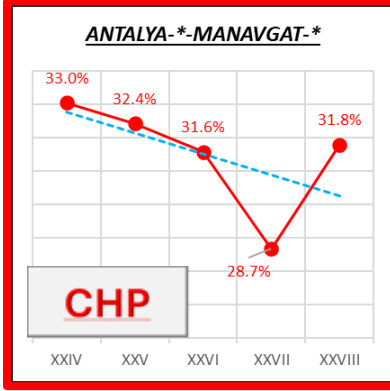
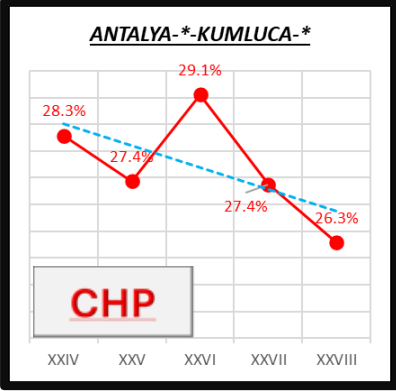
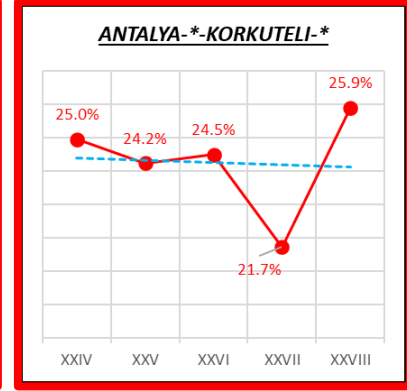
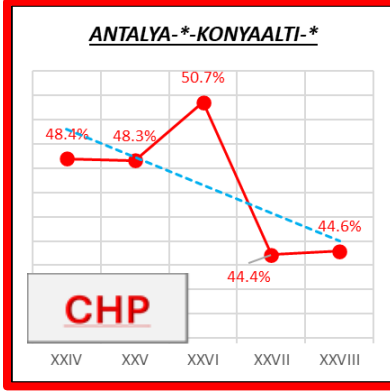
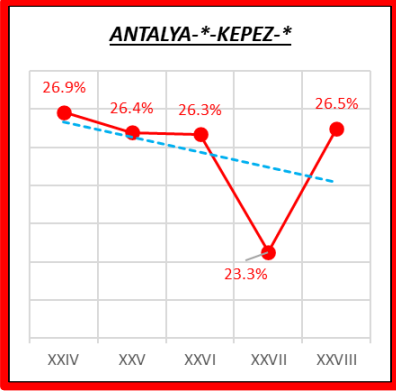
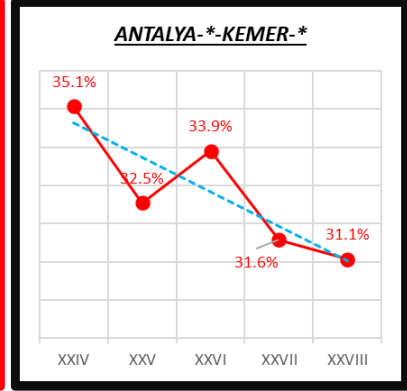
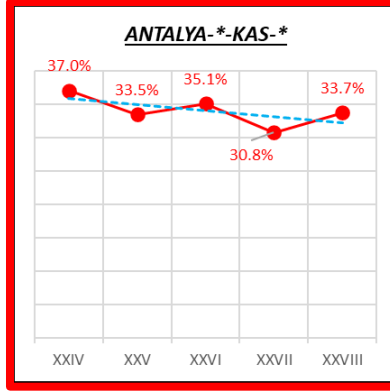
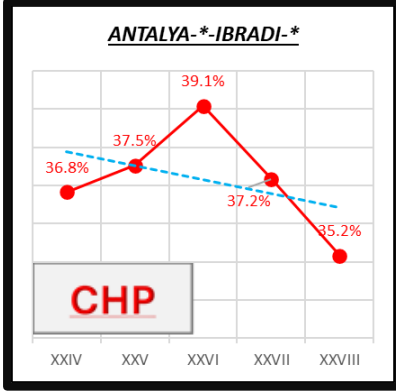
Büyükşehir Genelinde ise 16 İlçede Artarken 3 İlçede Azalıyor.

Büyükşehir İçin Başarı Oranı:  $16 / 19 = \%84$

Başarılı İlçe Belediyeleri: DÖŞEMEALTI, FİNİKE, GAZİPAŞA

Başarısız İlçe Belediyeleri: IBRADI ve KUMLUCA





**AYDIN**

CHP Oy Oranı;

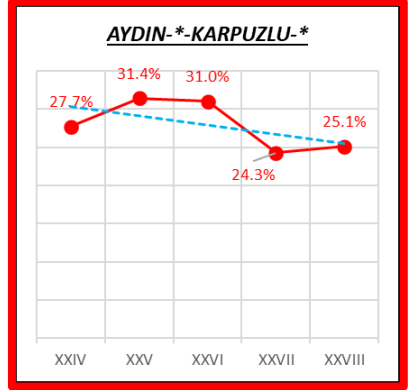
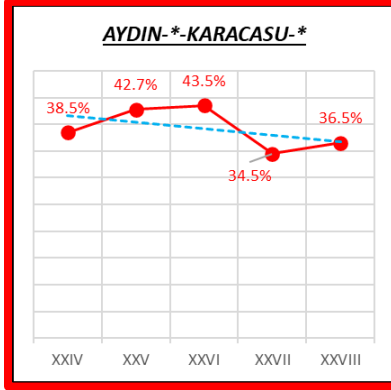
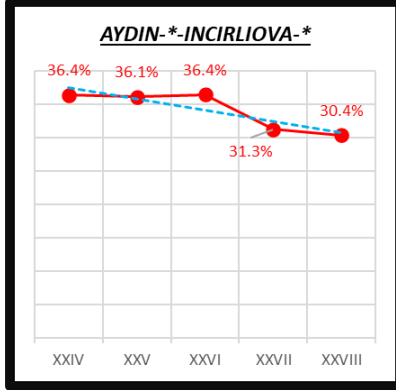
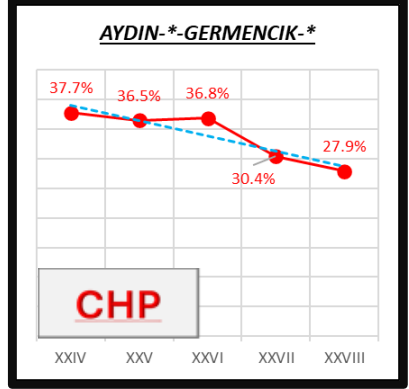
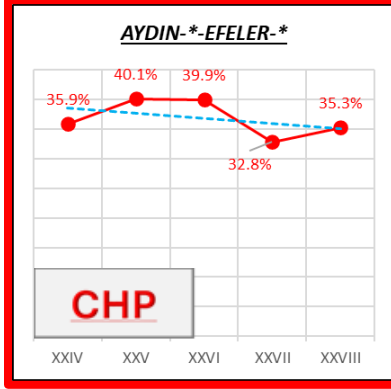
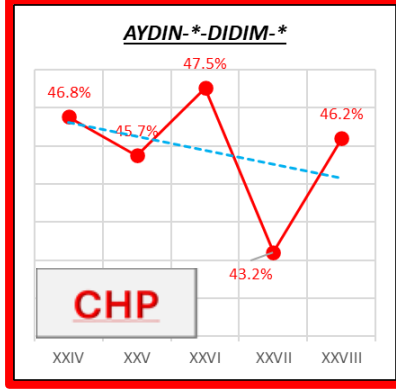
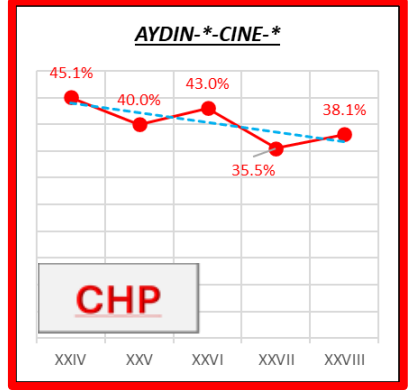
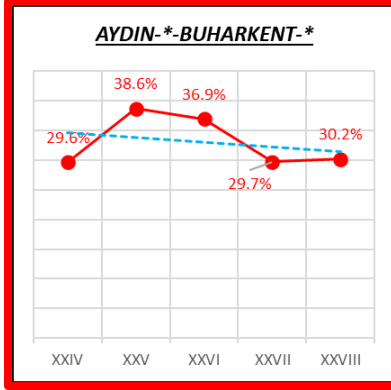
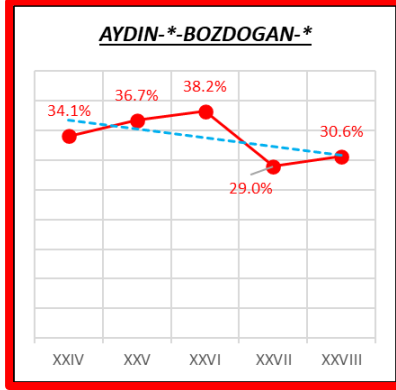
2019 Yerel Seçiminde Kazandığı İlçelerden 4'ünde Artıyor, 4'ünde Azalıyor.

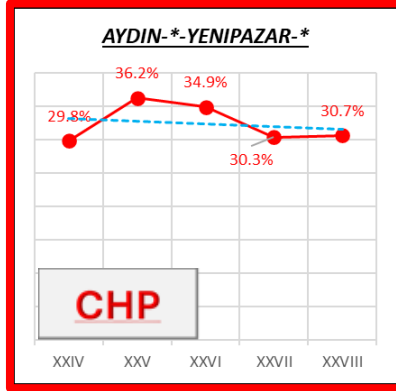
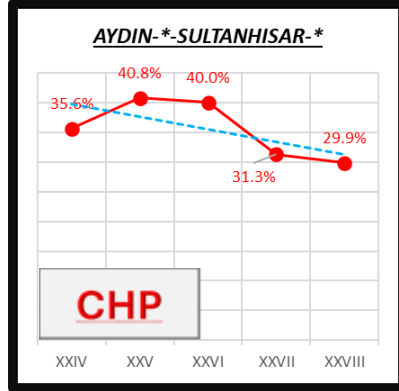
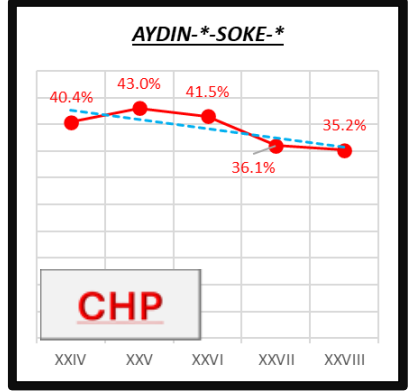
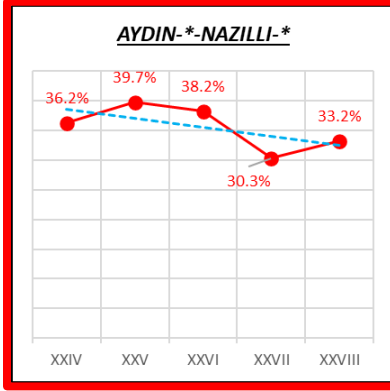
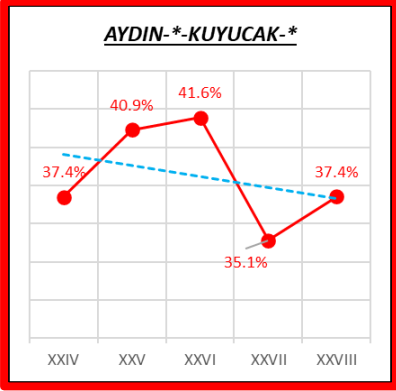
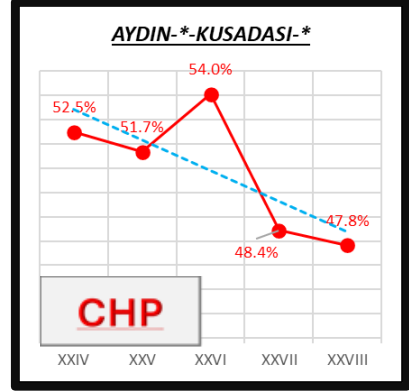
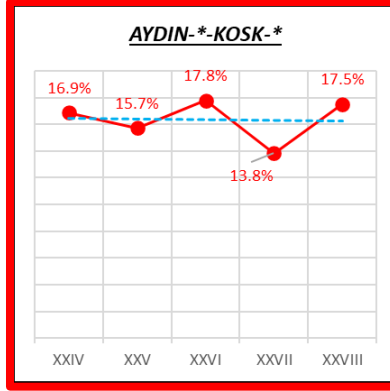
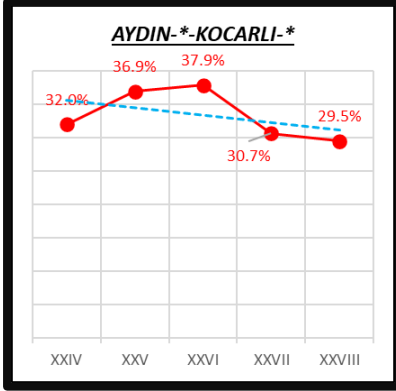
Büyükşehir Genelinde ise 11 İlçede Artarken 6 İlçede Azalıyor.

Büyükşehir İçin Başarı Oranı: 11 / 17 = %65

Başarılı İlçe Belediyeleri: ÇİNE, DİDİM, EFELER ve YENİPAZAR

Başarısız İlçe Belediyeleri: GERMENCİK, KUŞADASI, SÖKE ve SULTANHİSAR







## ESKİŞEHİR

CHP Oy Oranı;

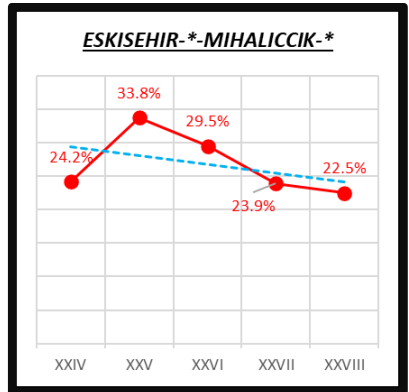
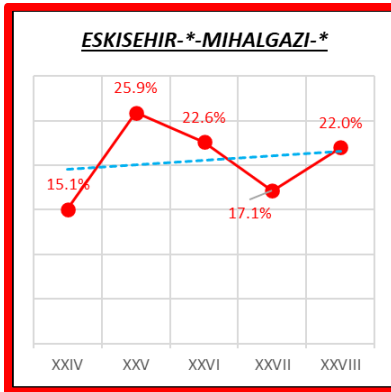
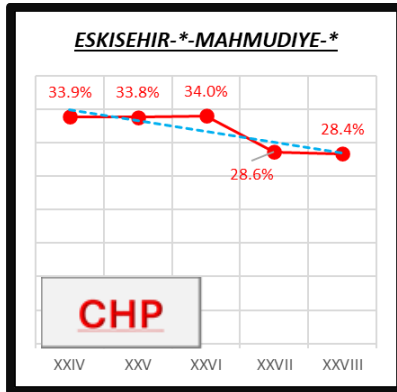
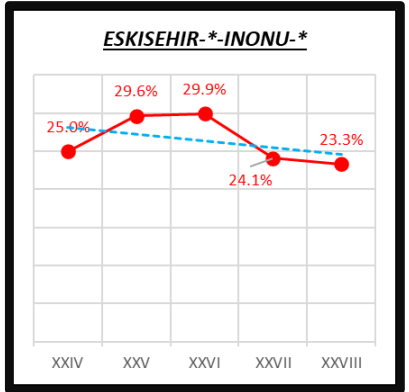
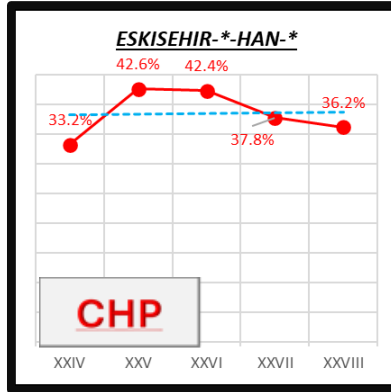
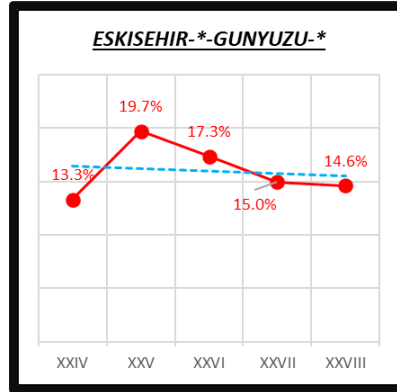
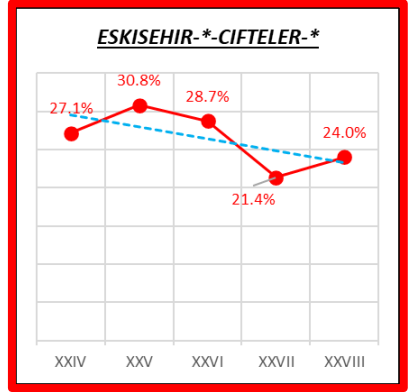
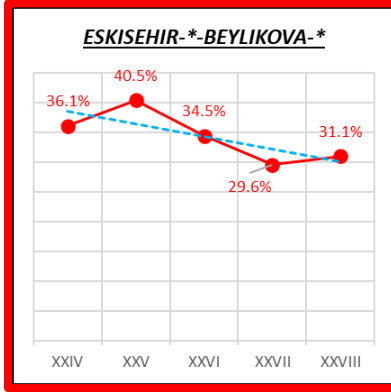
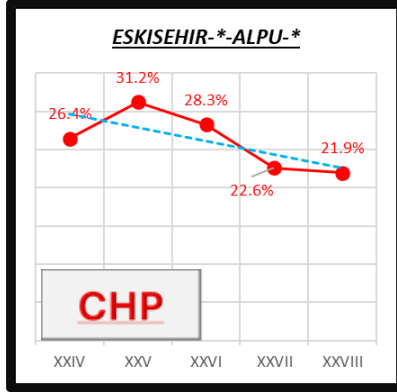
2019 Yerel Seçiminde Kazandığı İlçelerden 2'sinde Artıyor, 4'ünde Azalıyor.

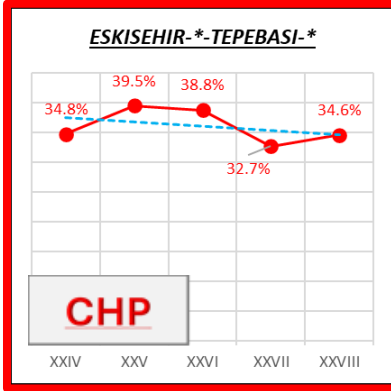
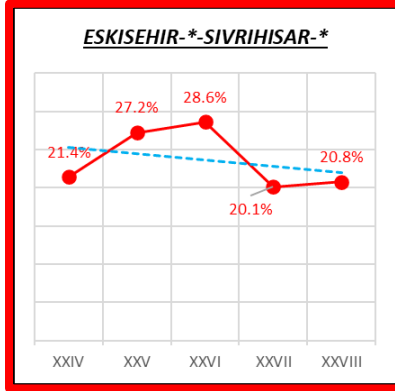
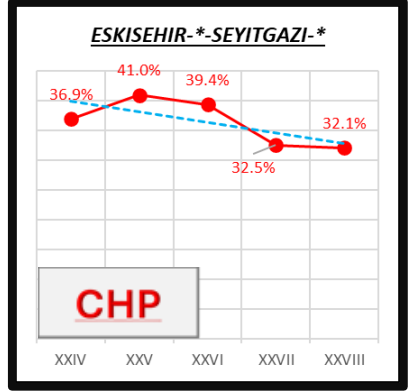
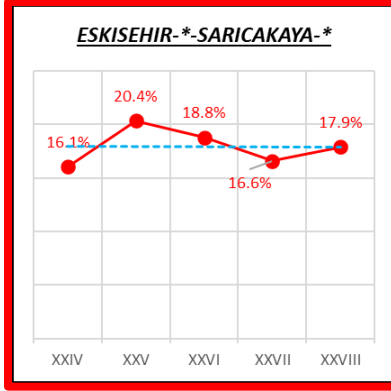
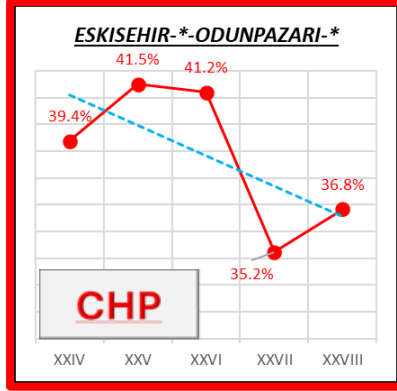
Büyükşehir Genelinde ise 7 İlçede Artarken 7 İlçede Azalıyor.

Büyükşehir İçin Başarı Oranı: 7 / 14 = %50

Başarılı İlçe Belediyeleri: ODUNPAZARI ve TEPEBAŞI

Başarısız İlçe Belediyeleri: ALPU, HAN, MAHMUDIYE ve SEYİTGAZİ





## HATAY

CHP Oy Oranı;

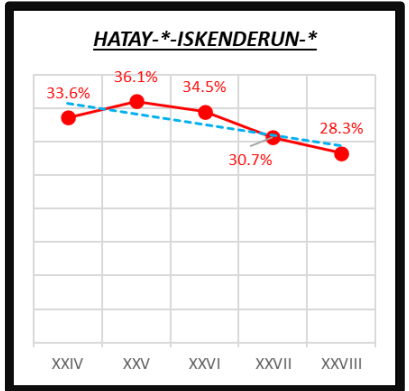
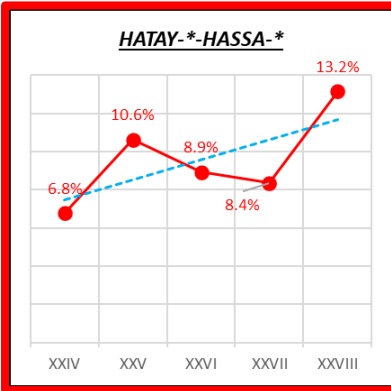
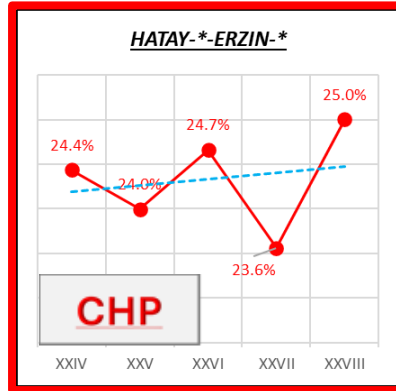
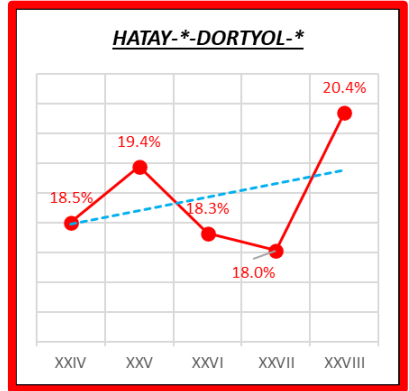
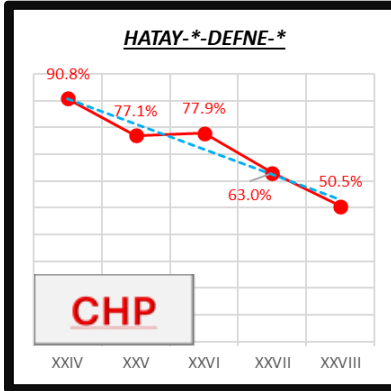
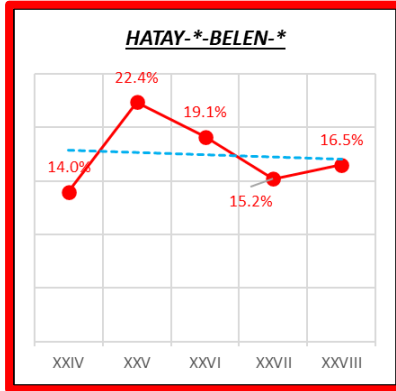
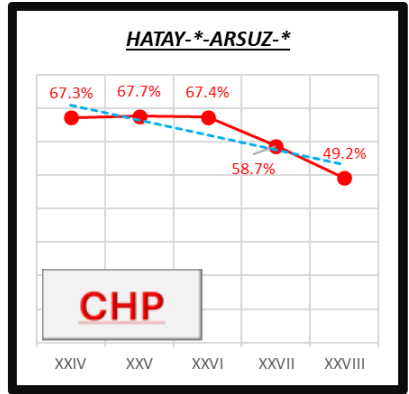
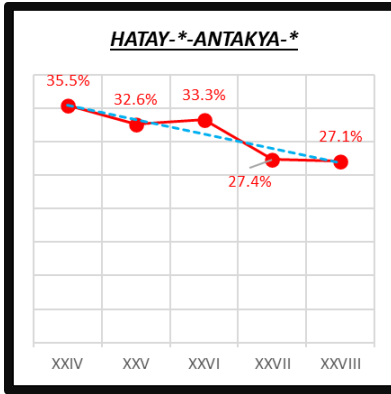
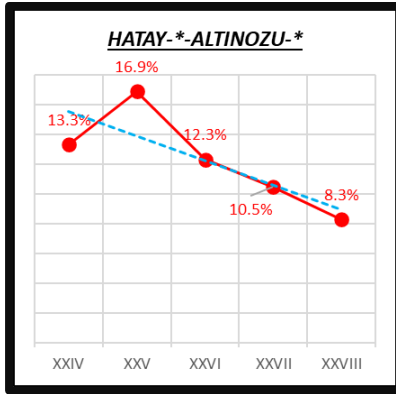
2019 Yerel Seçiminde Kazandığı İlçelerden 1'inde Artıyor, 3'ünde Azalıyor.

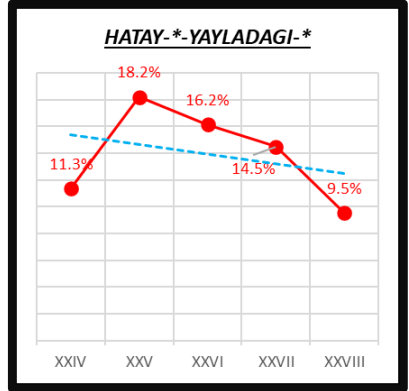
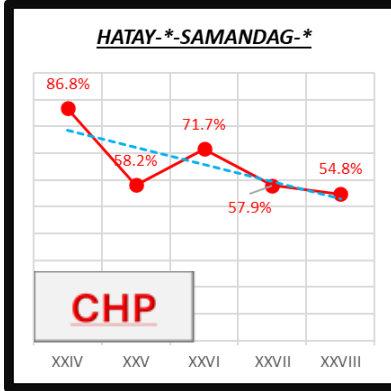
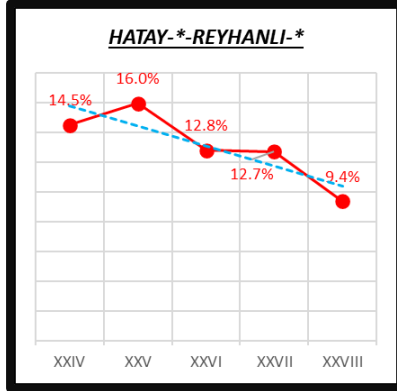
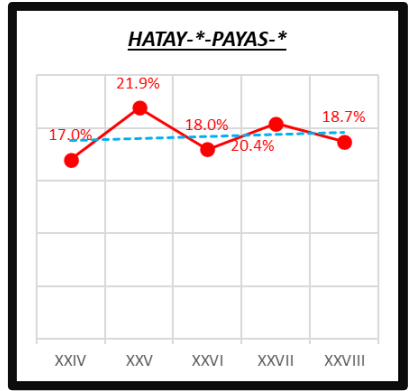
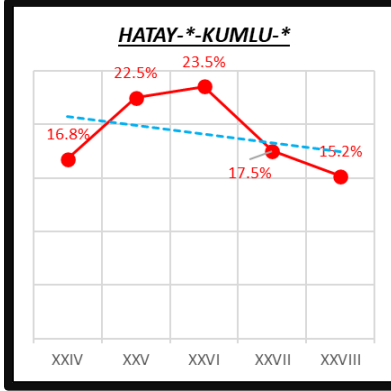
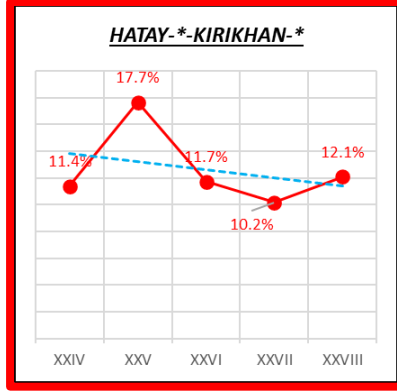
Büyükşehir Genelinde ise 5 İlçede Artarken 10 İlçede Azalıyor.

Büyükşehir İçin Başarı Oranı: 5 / 15 = %33

Başarılı İlçe Belediyesi: ERZİN

Başarısız İlçe Belediyeleri: ARSUZ, DEFNE ve SAMANDAĞ





## İSTANBUL

CHP Oy Oranı;

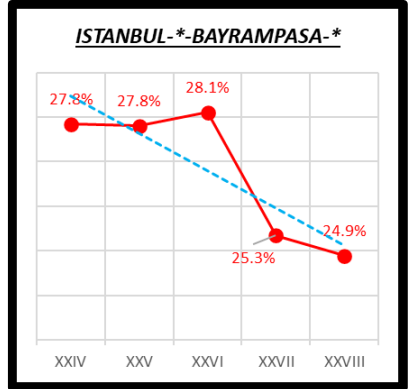
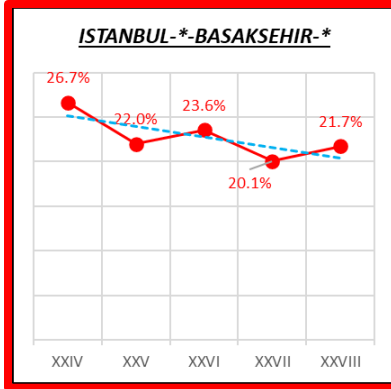
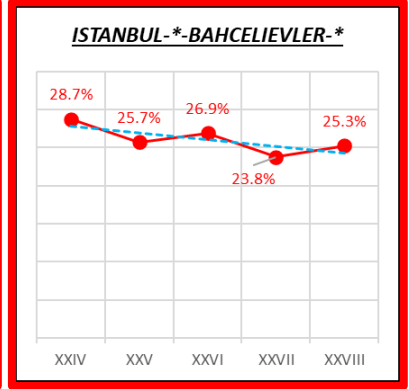
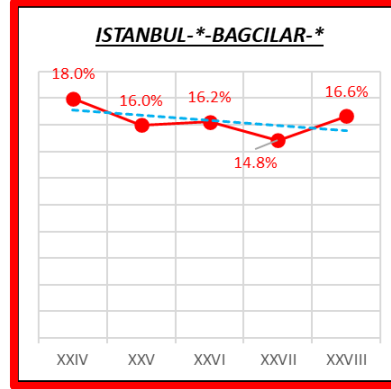
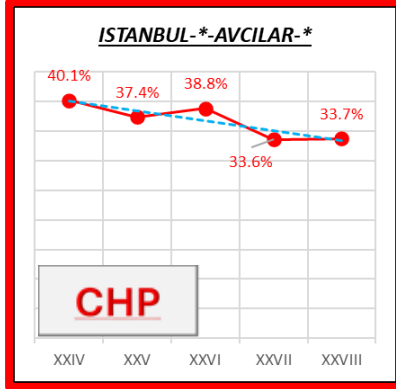
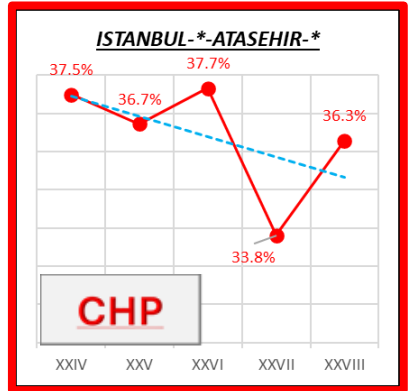
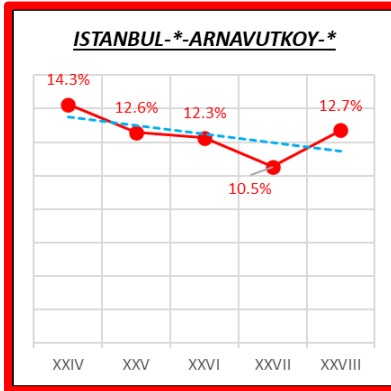
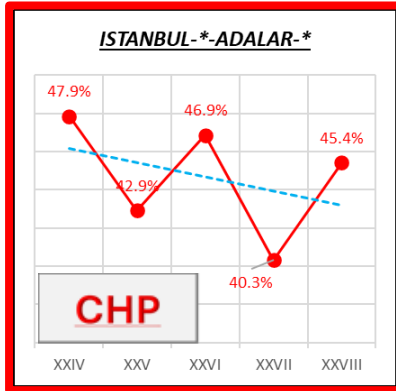
2019 Yerel Seçiminde Kazandığı İlçelerden 12'sinde Artıyor, 2'sinde Azalıyor.

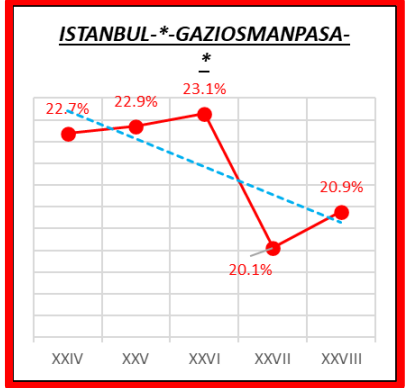
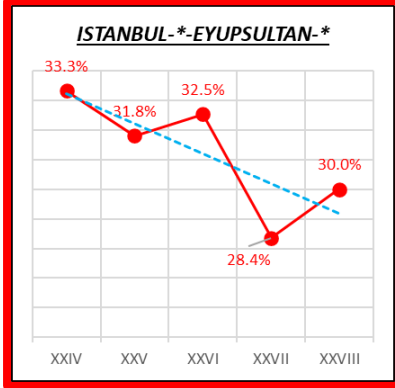
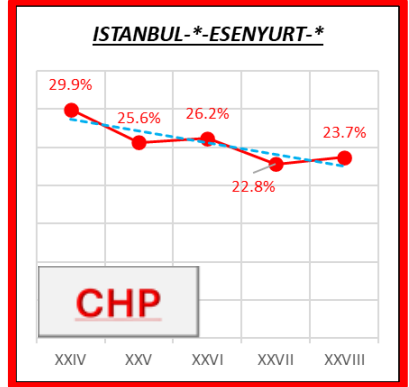
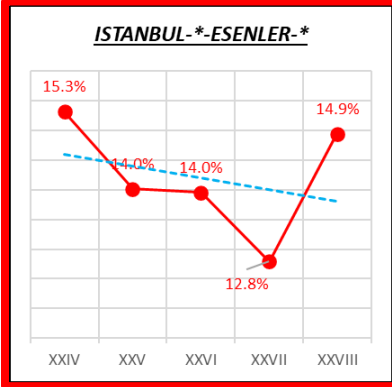

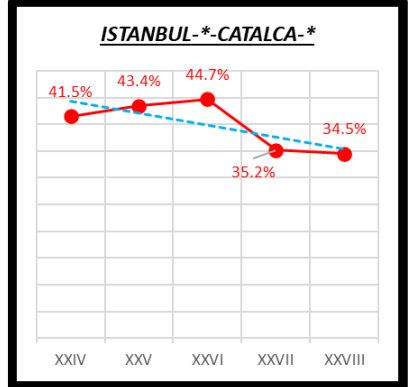
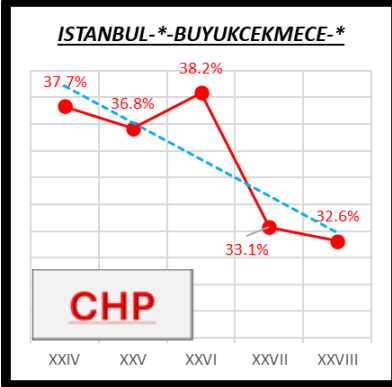
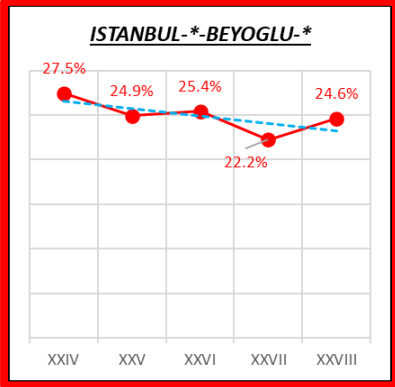
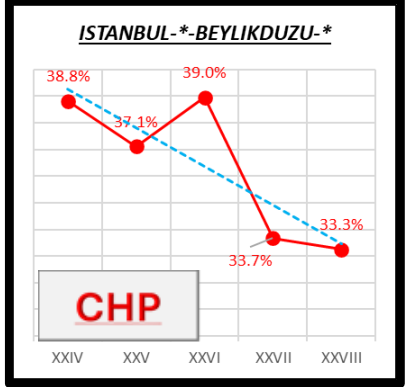
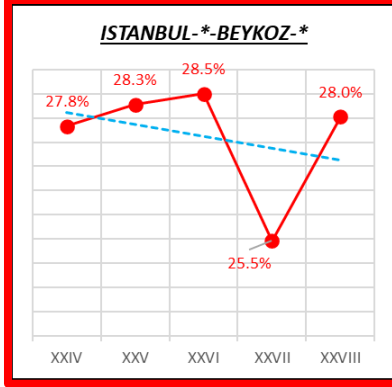
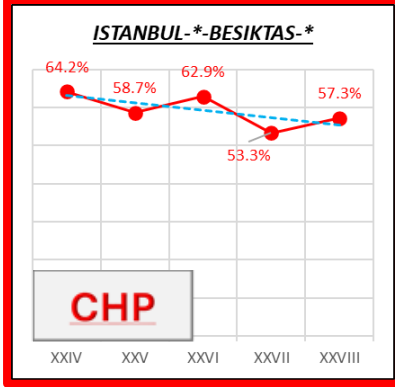
Büyükşehir Genelinde ise 35 İlçede Artarken 4 İlçede Azalıyor.

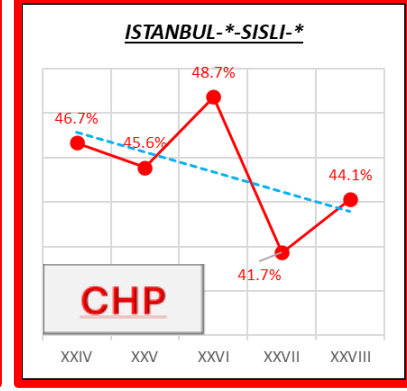
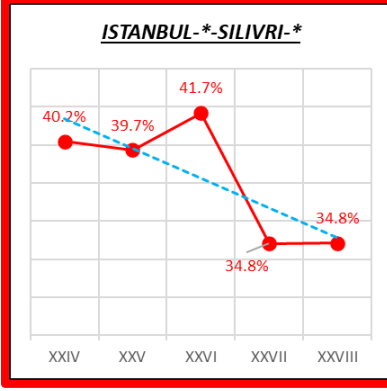
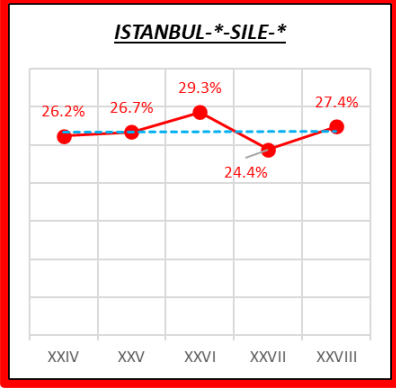
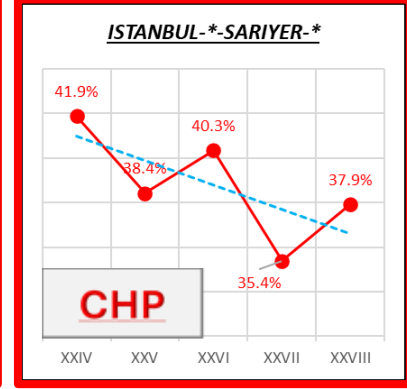
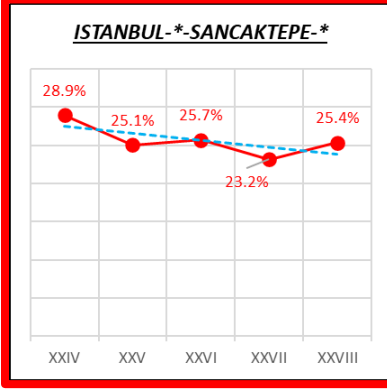
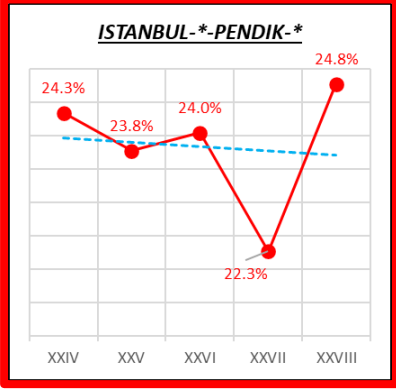
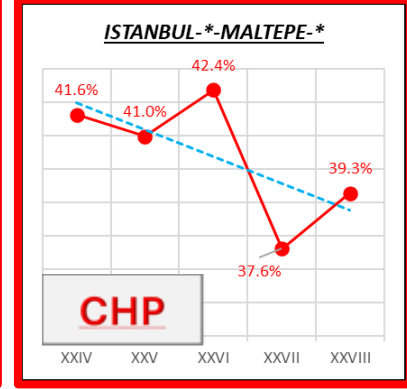

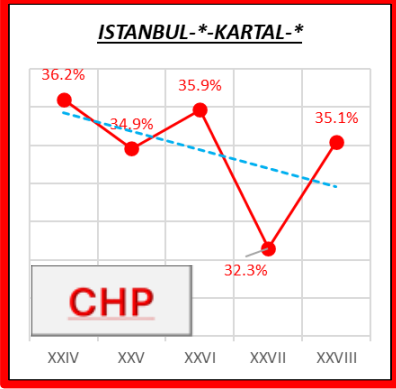
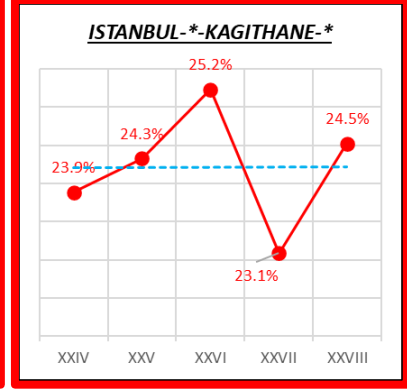
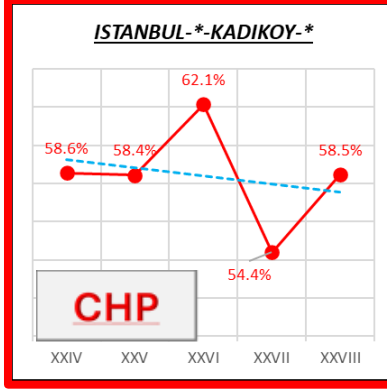
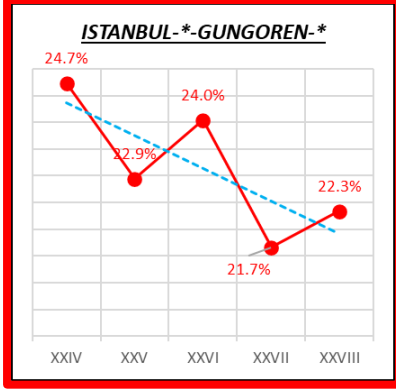
Büyükşehir İçin Başarı Oranı:  $35 / 39 = \%90$

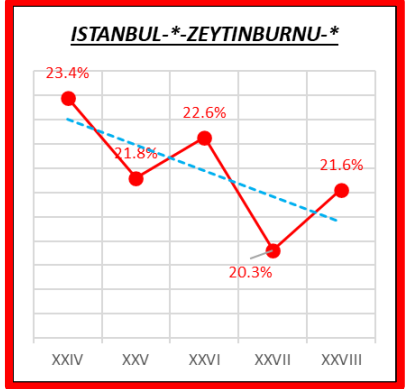

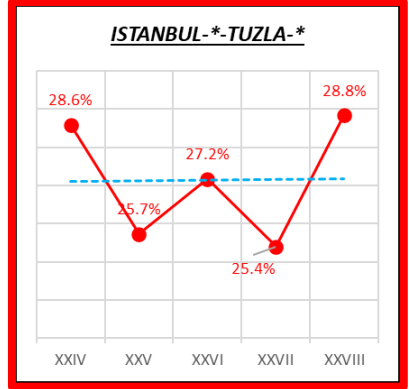
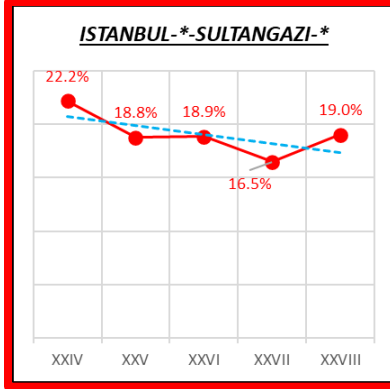
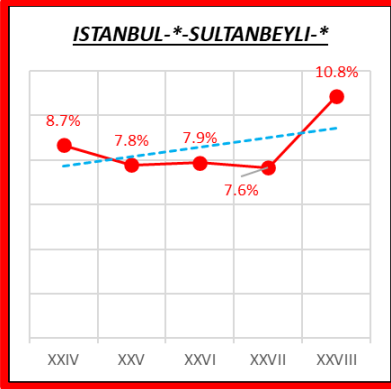
Başarılı İlçe Belediyeleri: ADALAR, ATAŞEHİR, AVCILAR, BAKIRKÖY, BEŞİKTAŞ, ESNYURT, KADIKÖY, KARTAL, KÜÇÜKÇEKMECE, MALTEPE, SARIYER, ŞİŞLİ,

Başarısız İlçe Belediyeleri: BEYLİKDÜZÜ ve BÜYÜKÇEKMECE











## İZMİR

CHP Oy Oranı;

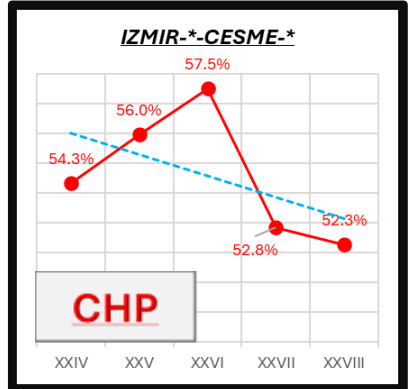
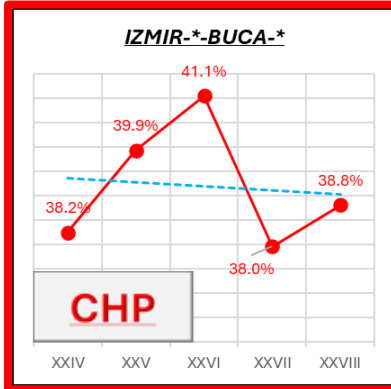
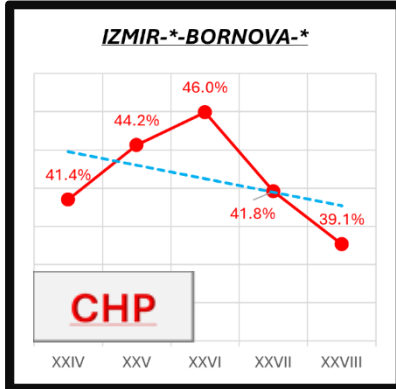
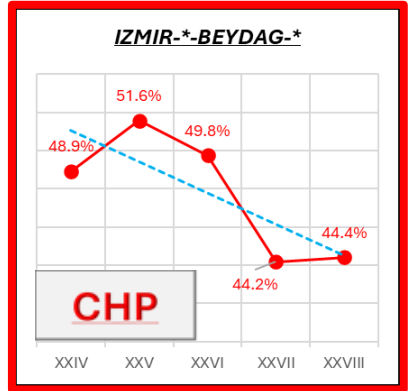
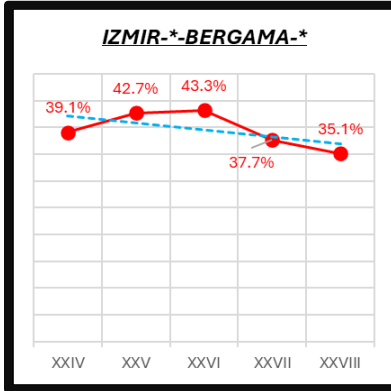
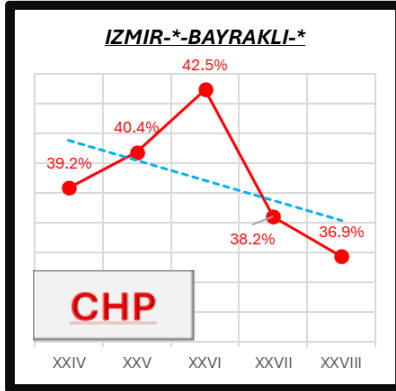
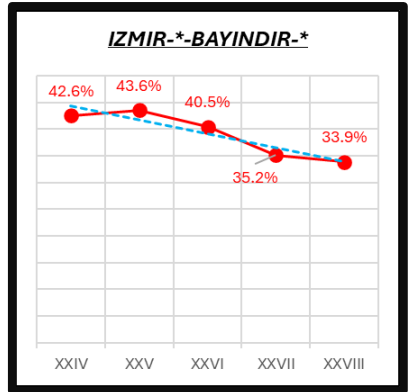
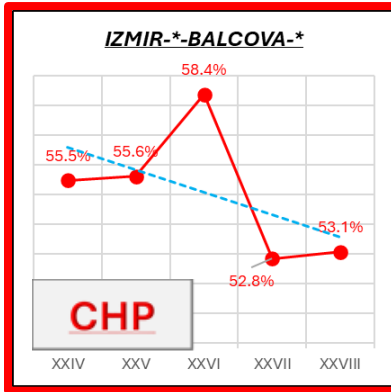
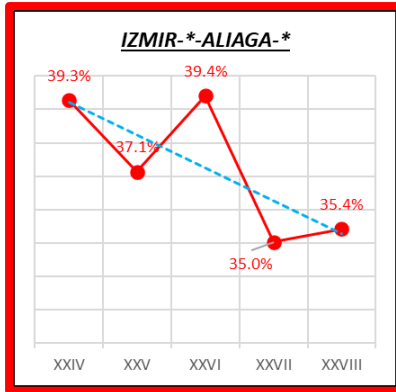
2019 Yerel Seçiminde Kazandığı İlçelerden 14'ünde Artıyor, 10'unda Azalıyor.

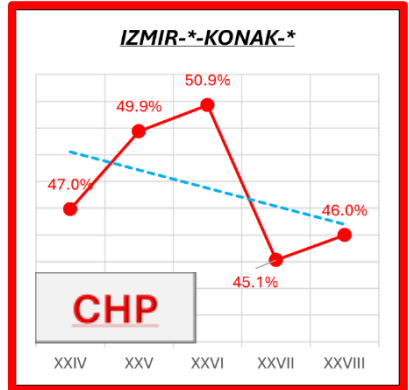
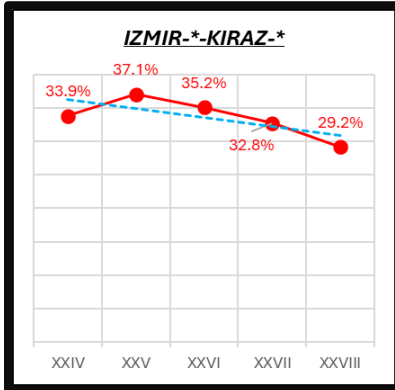
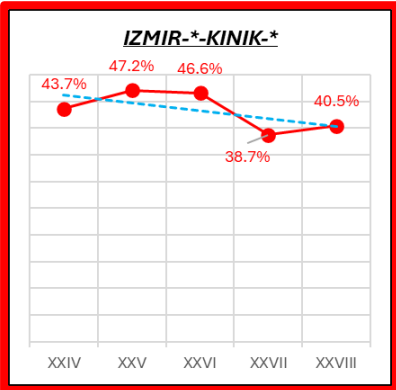
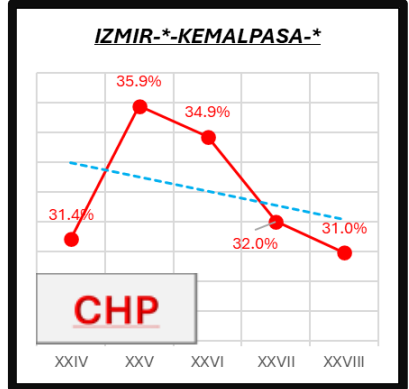
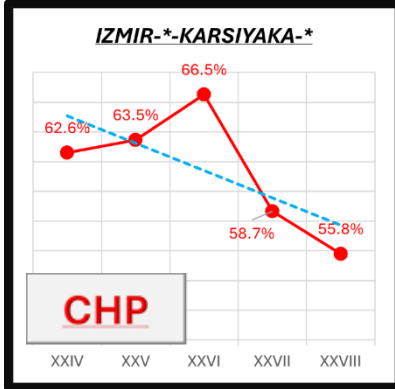
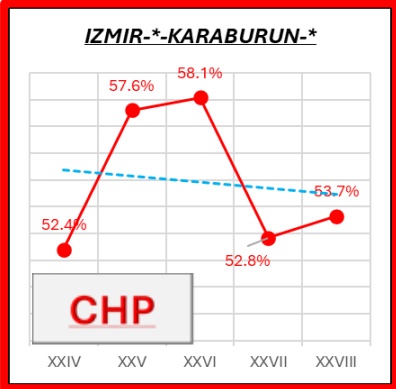
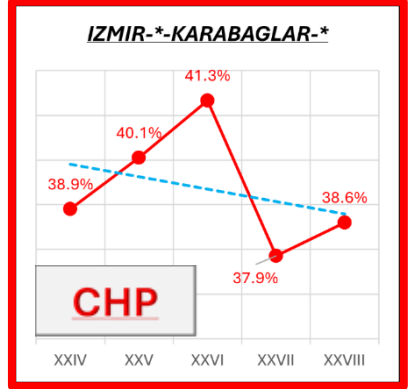
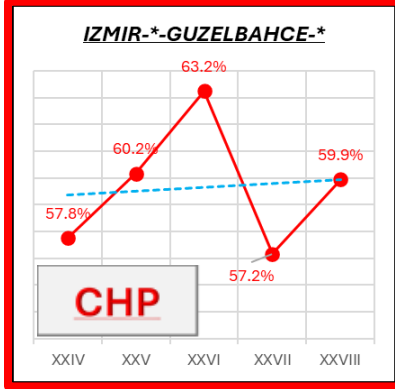
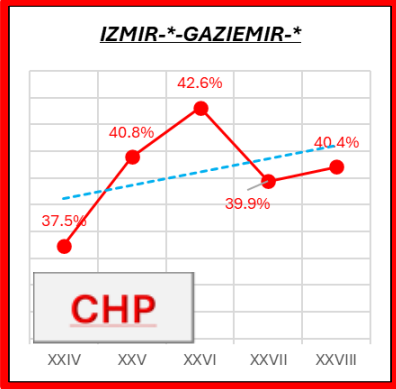
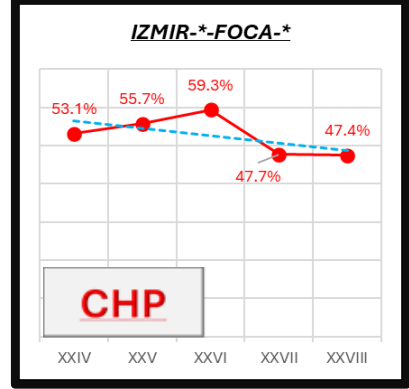
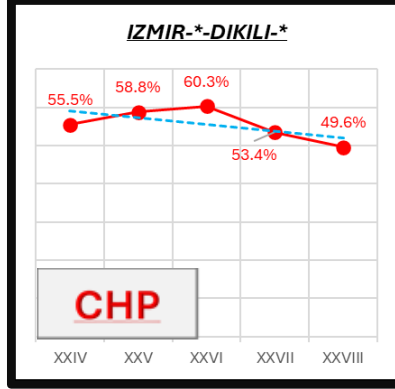
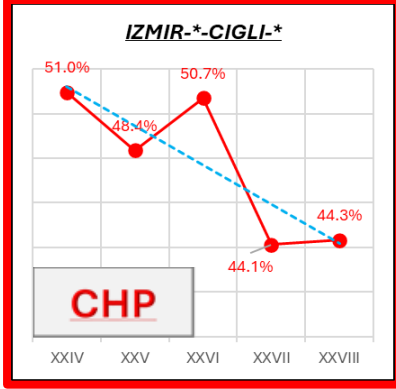
Büyükşehir Genelinde ise 16 İlçede Artarken 14 İlçede Azalıyor.

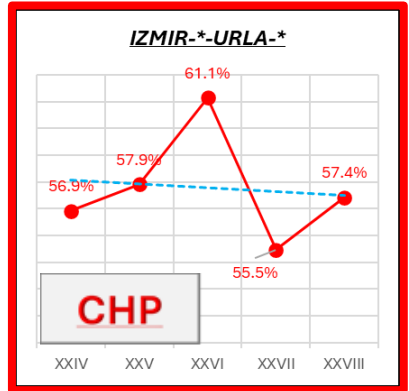
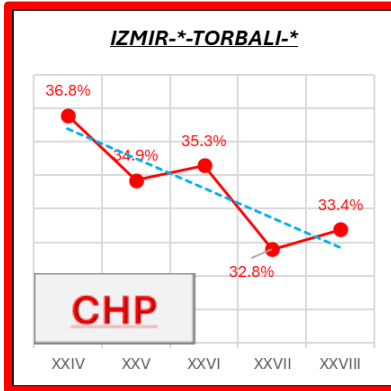
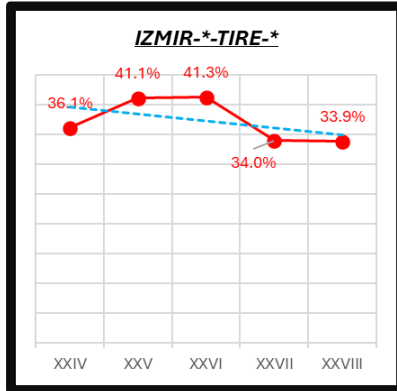
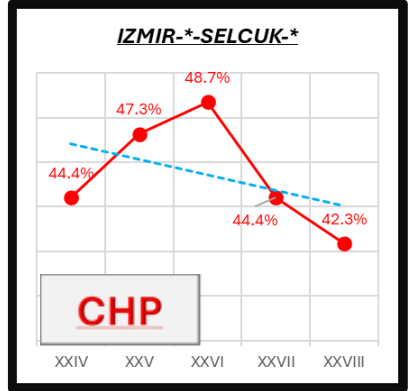
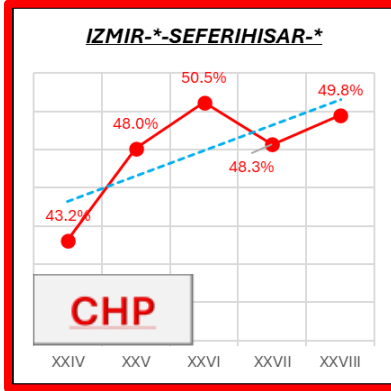
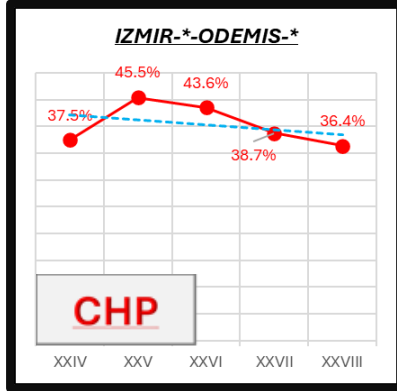
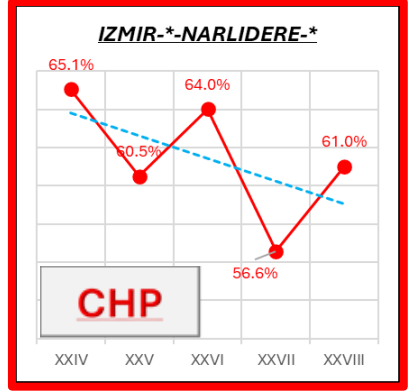
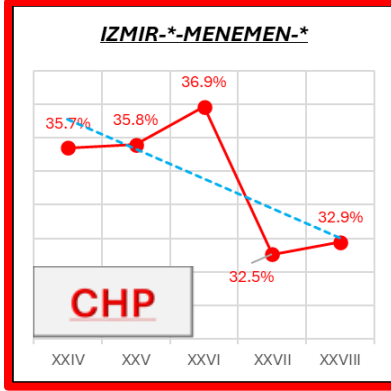
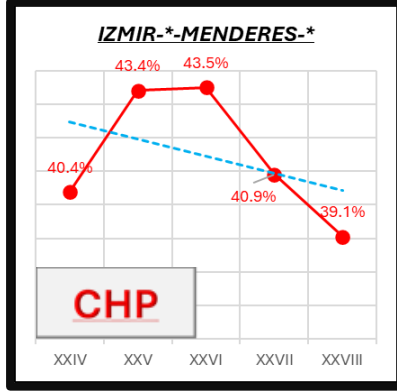
Büyükşehir İçin Başarı Oranı: 16 / 30 = %53

Başarılı İlçe Belediyeleri: BALÇOVA, BEYDAĞ, BUCA, ÇİĞLİ, GAZİEMİR, GÜZELBAHÇE,  
KARABAĞLAR, KARABURUN, KINIK, KONAK, ~~MENEMEN~~, NARLIDERE, SEFERİHİSAR, TORBALI,  
~~URLA~~

Başarısız İlçe Belediyeleri: BAYRAKLI, BORNOVA, ÇEŞME, DİKİLİ, FOÇA, KARŞIYAKA, KEMALPAŞA,  
MENDERES, ÖDEMiŞ ve SELÇUK







## MERSİN

CHP Oy Oranı;

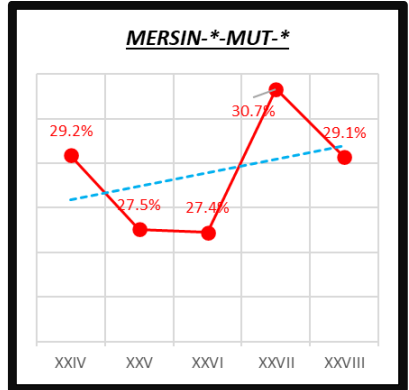
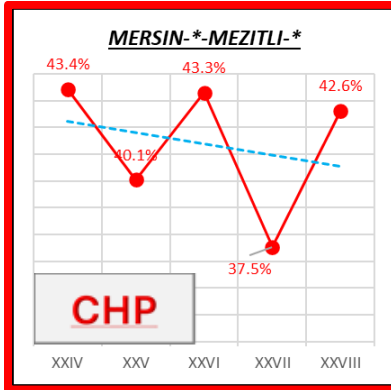
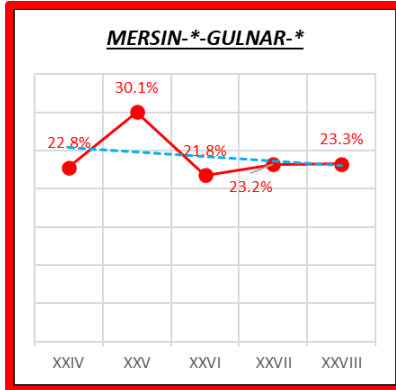
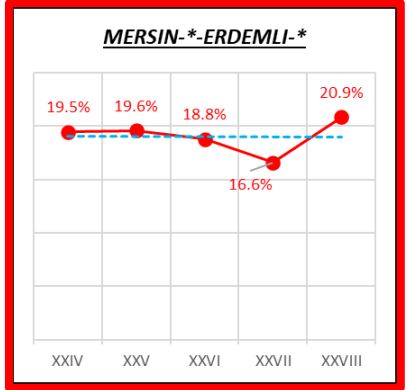
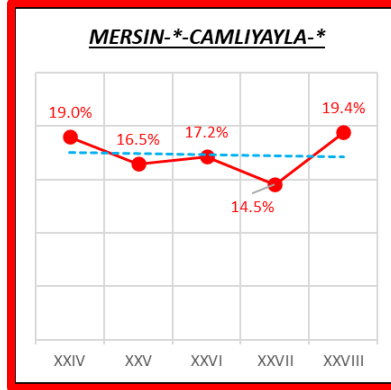
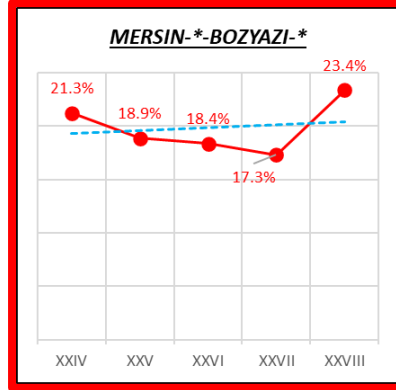
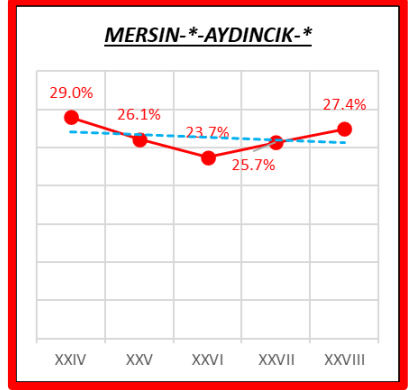
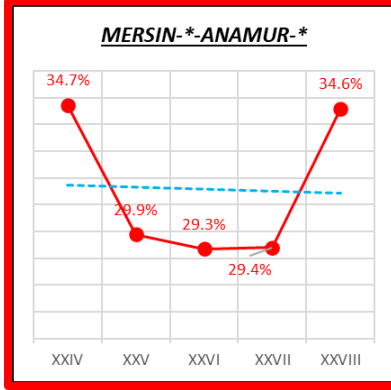
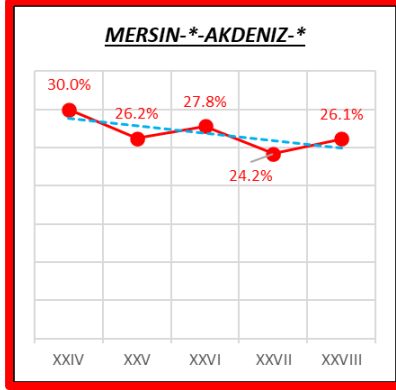
2019 Yerel Seçiminde Kazandığı İlçelerin 3'ünde de Artıyor.

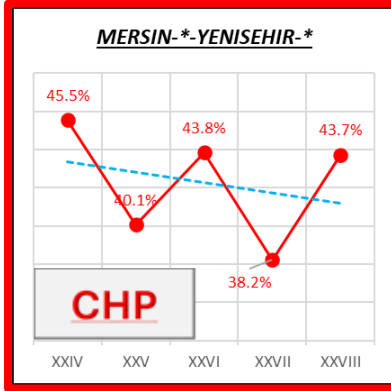
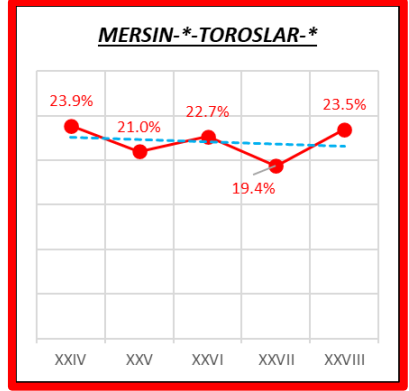
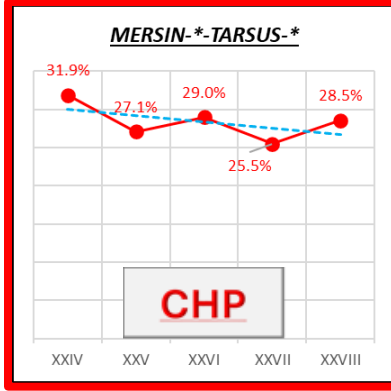
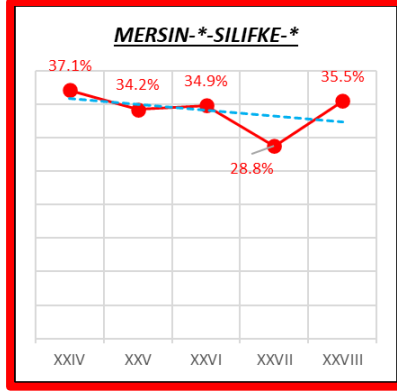
Büyükşehir Genelinde ise 12 İlçede Artarken 1 İlçede Azalıyor.

Büyükşehir İçin Başarı Oranı: 12/ 13 = %92

Başarılı İlçe Belediyeleri: MEZİTLİ, TARSUS ve YENİŞEHİR

Başarısız İlçe Belediyesi: Yok





## MUĞLA

CHP Oy Oranı 1 İlçede Artarken 12 İlçede Azalıyor.

Artan Oranı: 1 / 13 = %8

CHP Oy Oranı;

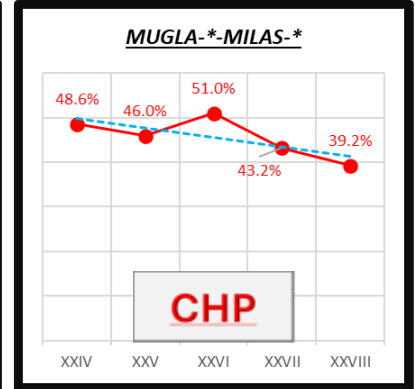
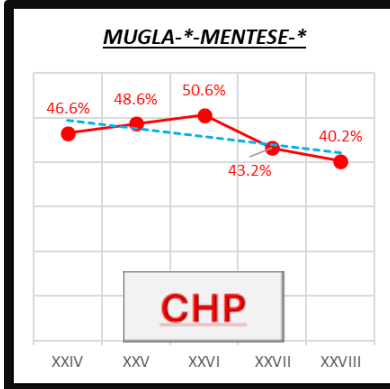
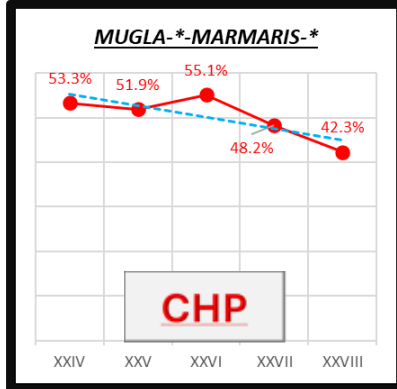
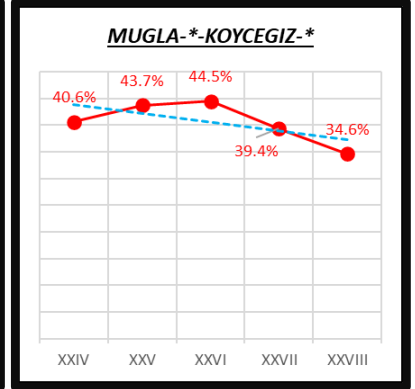
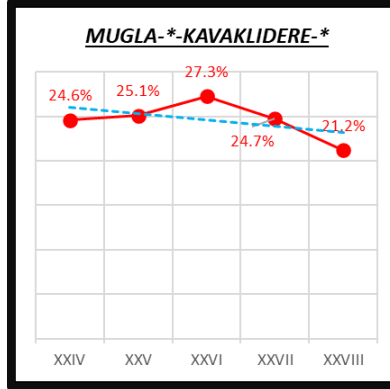
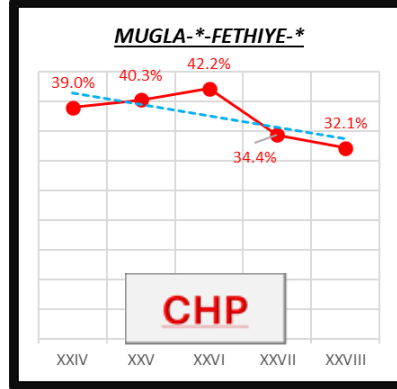
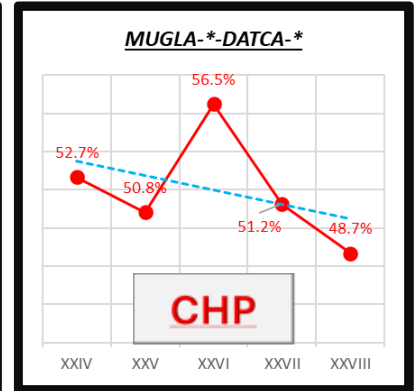
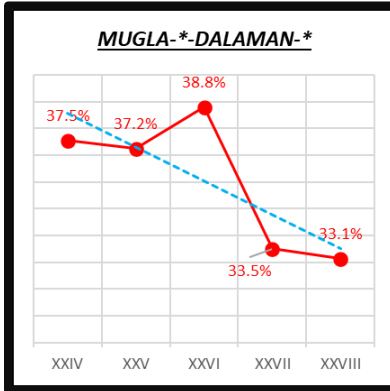
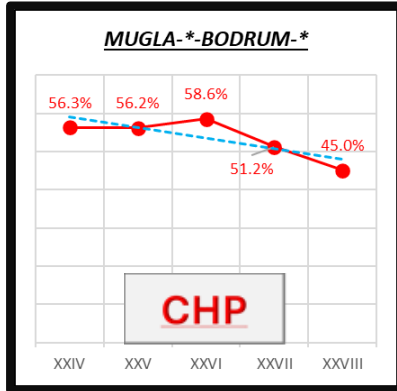
2019 Yerel Seçiminde Kazandığı İlçelerden 6'sında da Azalıyor.

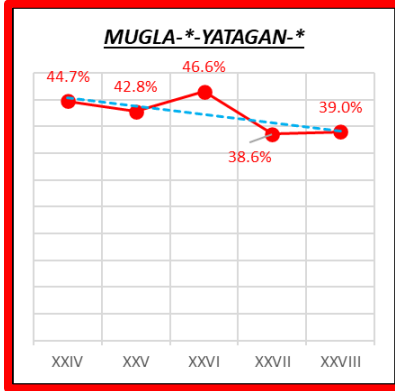
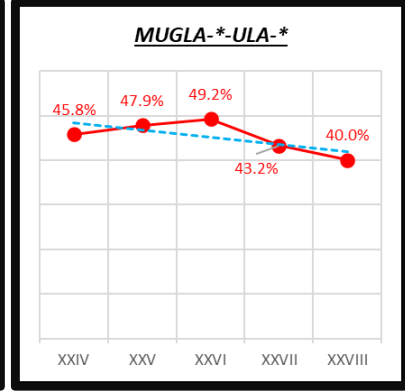
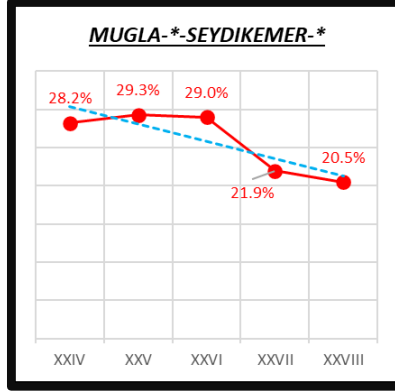
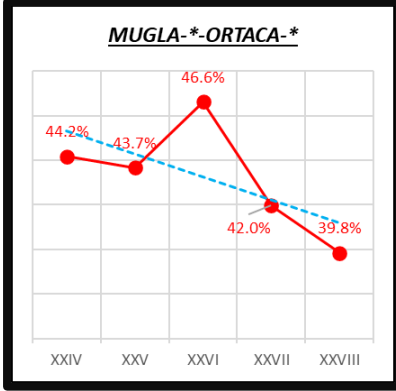
Büyükşehir Genelinde ise 1 İlçede Artarken 12 İlçede Azalıyor.

Büyükşehir İçin Başarı Oranı: 1 / 13 = %8

Başarılı İlçe Belediyesi: Yok

Başarısız İlçe Belediyeleri: BODRUM, DATÇA, FETHİYE, MARMARİS, MENTEŞE ve MİLAS





### TEKİRDAĞ

CHP Oy Oranı;

2019 Yerel Seçiminde Kazandığı 7 İlçeden hiçbirinde oy oranı artmıyor.

Büyükşehir Genelinde ise 1 İlçede Artarken 10 İlçede Azalıyor.

Büyükşehir İçin Başarı Oranı: 1 / 11 = %9

Başarılı İlçe Belediyesi: Yok

Başarısız İlçe Belediyeleri: ÇERKEZKÖY, ÇORLU, ERGENE, MALKARA, MURATLI, SARAY ve ŞARKÖY

